



Paulmann 942.68 Plug and Shine LED Light object Smart Home Zigbee Cube Instructions

[Home](#) » [Paulmann](#) » Paulmann 942.68 Plug and Shine LED Light object Smart Home Zigbee Cube Instructions



Contents

- [1 Paulmann 942.68 Plug and Shine LED Light object Smart Home Zigbee Cube](#)
- [2 Product Information](#)
- [3 Product Usage Instructions](#)
- [4 Pacakge Content](#)
- [5 Connections](#)
- [6 Replaceability](#)
- [7 Documents / Resources](#)
 - [7.1 References](#)
- [8 Related Posts](#)



Paulmann 942.68 Plug and Shine LED Light object Smart Home Zigbee Cube



Product Information


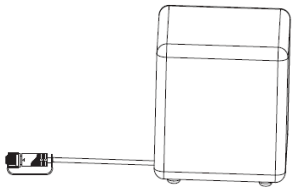

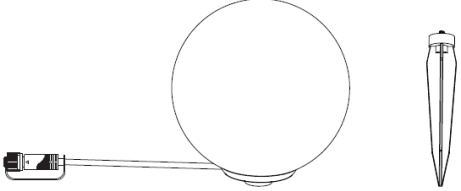
- Model: IP65
- Product Numbers: 942.68, 942.69
- Manufacturing Date: 31.08.2021
- Energy Efficiency Rating: A++
- Compliance with Regulations: 874/2012
- Last Updated: 01.09.2021
- Website: www.paulmann.com/symbols
- Included Components: 1x A, 1x B, 1x C, 1x D, 1x E
- Maximum Length: 50m
- Maximum Wattage: 150W
- Communication Protocol: ZigBee
- Driver Model: Paulmann Art.-No 988.48 (not included)
- Ingress Protection Rating: IP44, IP65

Product Usage Instructions

- Before starting, ensure the product is installed in a suitable location and connected to a compatible power supply.
- If a factory reset is required, perform the following steps:
 - Turn the product off and wait for at least 5 seconds.
 - Turn the product on and off consecutively for more than 3 seconds, repeating this process for a total of 5 times.
 - The factory reset procedure is now complete.
- To turn the product on, simply press the power button.
- For additional information on product symbols and their meanings, refer to the provided website

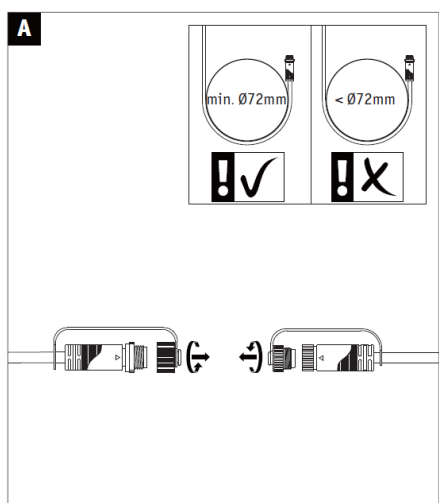
This product contains a light source with energy efficiency class <see above>.

Pacakge Content

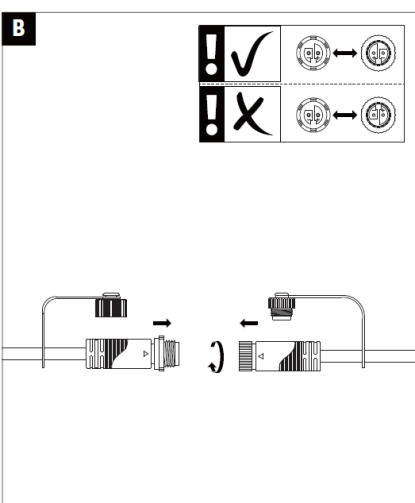
<p>Art.-Nr.: 942.68 942.69</p> <p>PH 07/22</p> <p>CE UK CA</p>	<p></p> <p>942.68</p>  <p>1x</p>	<p></p> <p>942.69</p>  <p>1x</p>
---	---	--

Connections

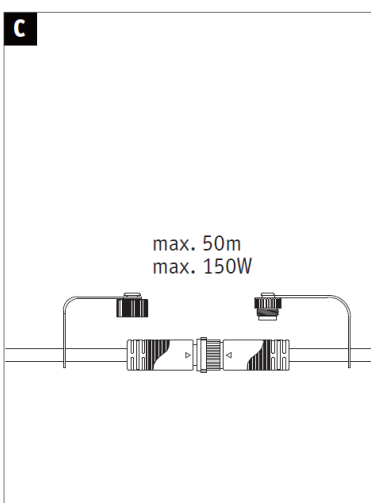
A



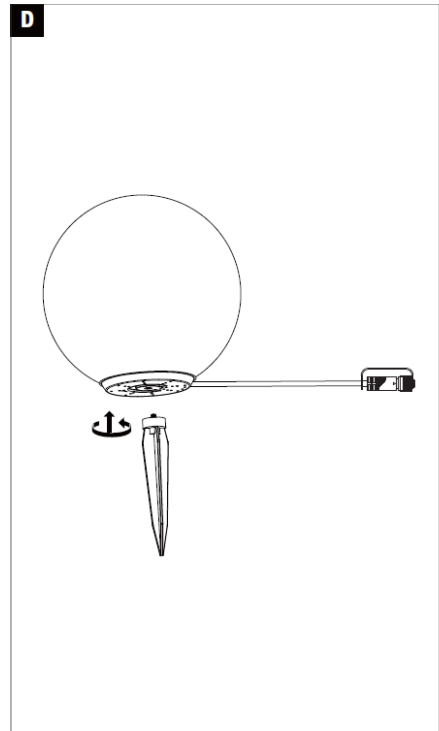
B



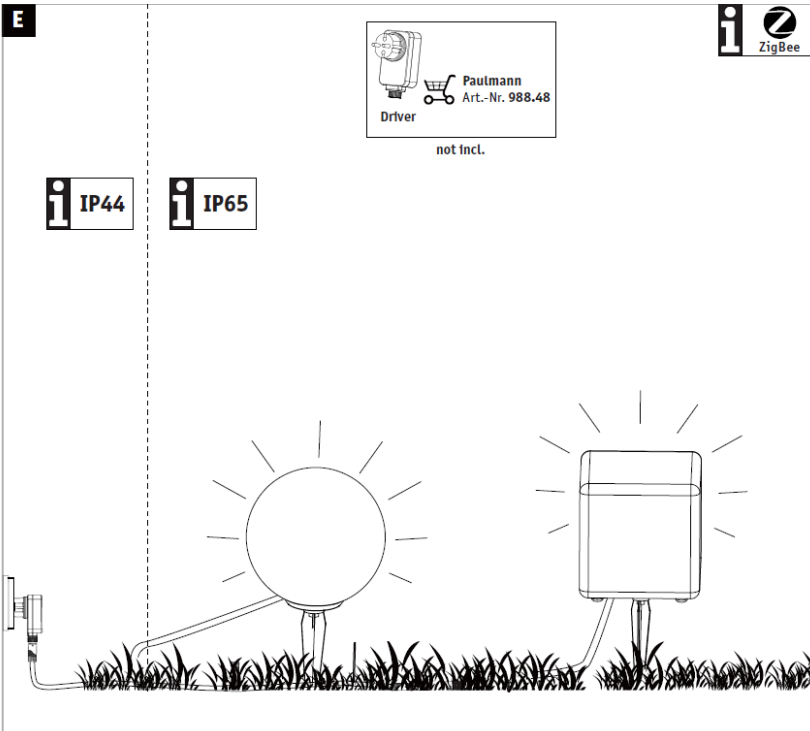
C

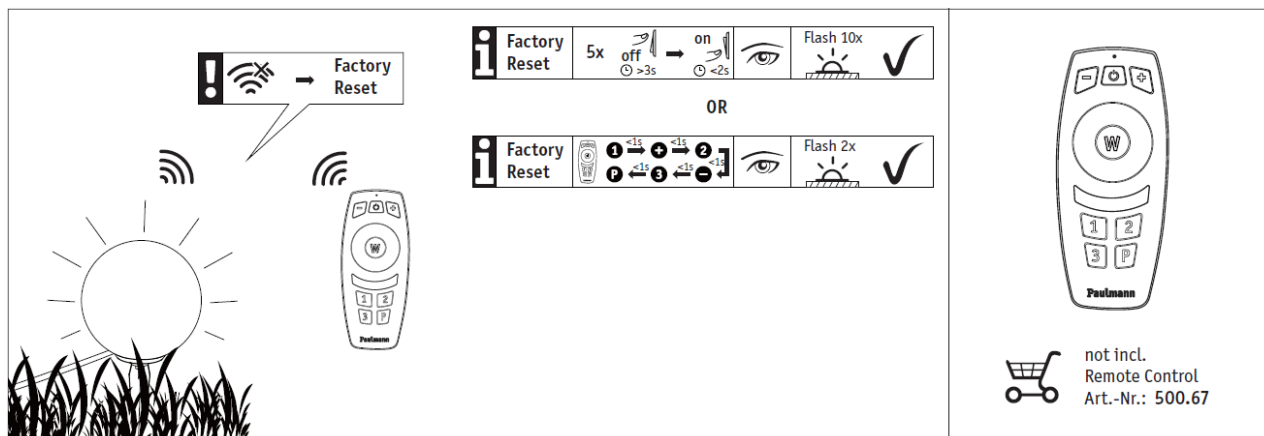


D



E





Replaceability

1. Light source or (4) operating device can be replaced by end users without permanent damage to the luminaire.
2. Light source or (5) operating device can be replaced by a qualified electrician without permanently damaging the luminaire.
3. Light source or (6) operating device is not replaceable, the luminaire must be replaced.

Documents / Resources

	<p>Paulmann 942.68 Plug and Shine LED Light object Smart Home Zigbee Cube [pdf] Instructions</p> <p>942.68 Plug and Shine LED Light object Smart Home Zigbee Cube, 942.68, Plug and Shine LED Light object Smart Home Zigbee Cube, object Smart Home Zigbee Cube, Smart Home Zigbee Cube</p>
--	--

References

- [P Paulmann – Lamps & Luminaires from the Manufacturer](#)
- [P Q & A: Icons on Paulmann Products](#)
- [P Zigbee lighting control: What is it?](#)