



Paulmann 924.63 LED Built In Light Instruction Manual

[Home](#) » [Paulmann](#) » Paulmann 924.63 LED Built In Light Instruction Manual 

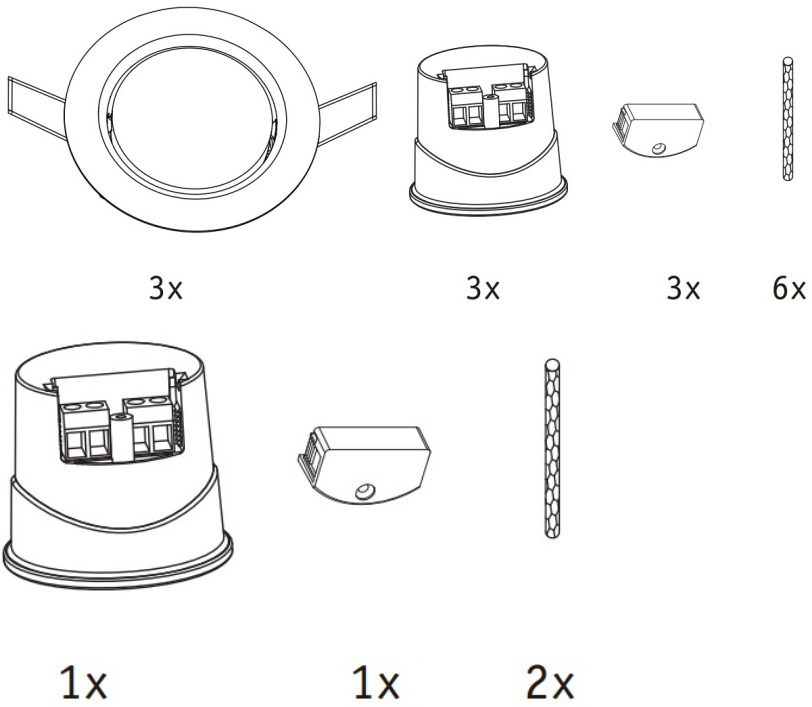
Paulmann 924.63 LED Built In Light Instruction Manual




Contents

- [1 What In Box](#)
- [2 Tools Requirement](#)
- [3 Diminution](#)
- [4 Assembly Instruction](#)
- [5 Documents / Resources](#)
 - [5.1 References](#)
- [6 Related Posts](#)

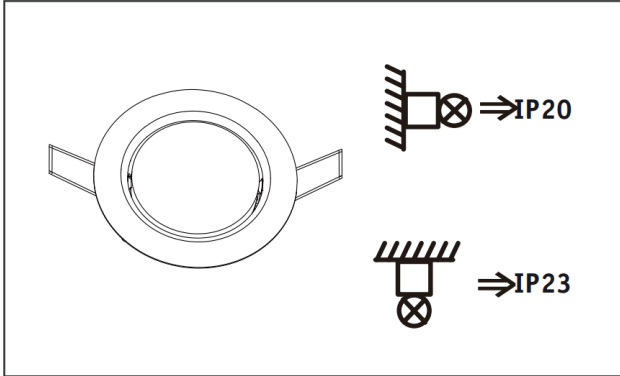
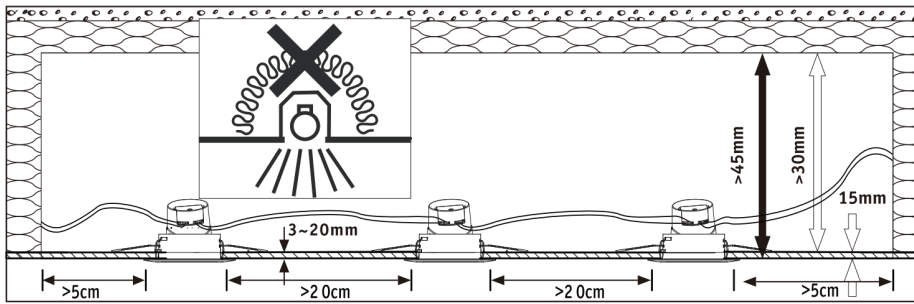
What In Box



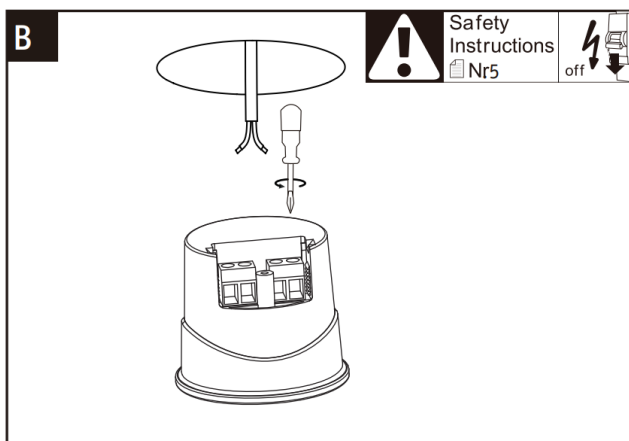
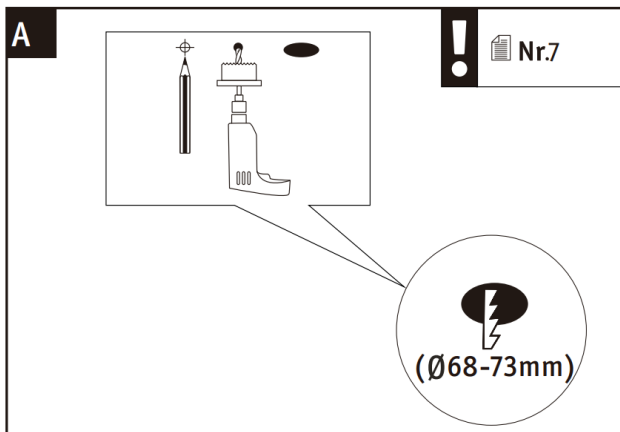
Tools Requirement

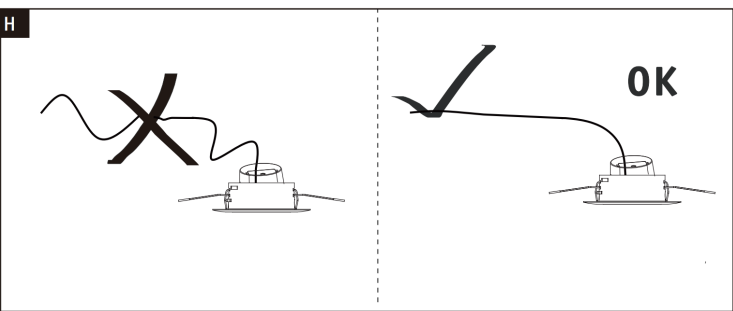
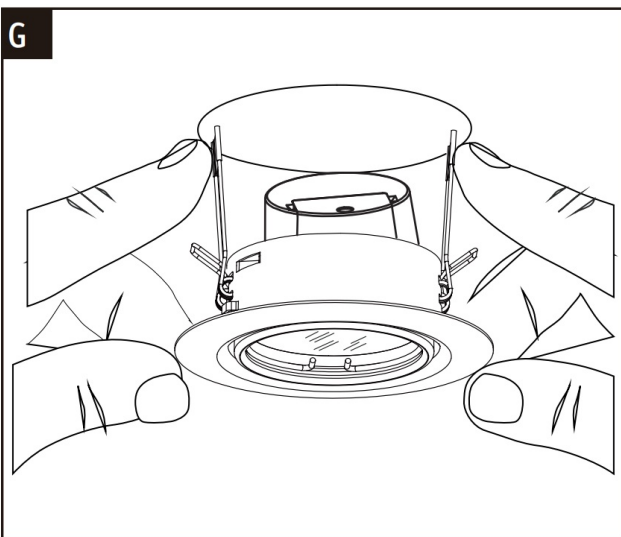
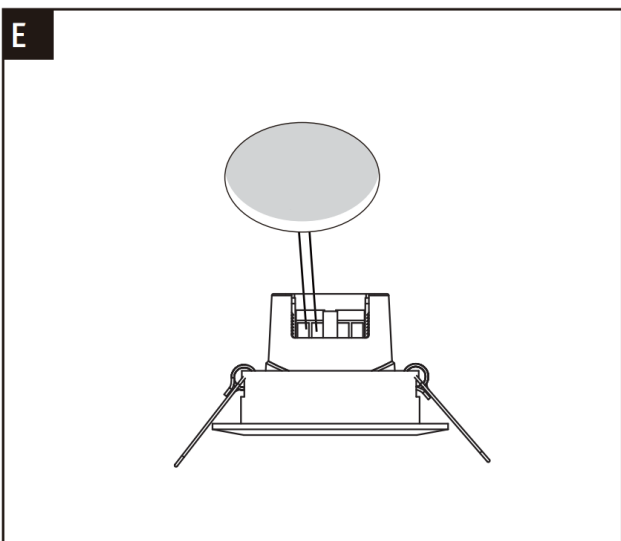
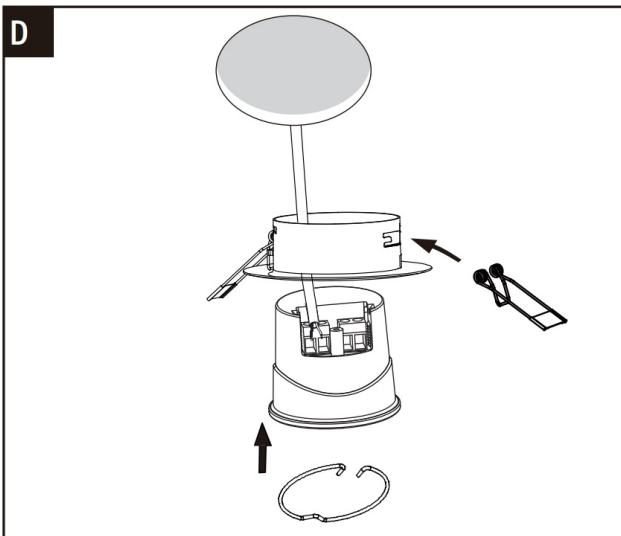


Diminution



Assembly Instruction

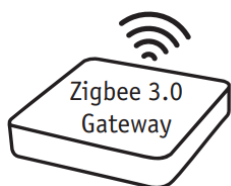






i Factory Reset	5x off >3s → on <2s	Flash 10x	✓
i Factory Reset	1 <1s + <1s 2 <1s 3 <1s - <1s	Flash 2x	✓

Add more Functions



Gateway not incl.




Approved for operating in all European countries

2,4 GHz 2,4835 GHz

NO



Doesn't apply for the geographical area within a radius of 20km from the centre on "Ny Alesund"



Ø 50 mm

✓ ≈ 25 × 
1.000h

▼ warm white

3000 K

CRI/Ra ≥ 80

ON OFF		≥ 50.000
-----------	---	----------

Lumen 60%	< 2 s
-----------	-------



Replaceability: (1) Light source or (4) operating device can be replaced by end users without permanent damage to the luminaire. (2) Light source or (5) operating device can be replaced by a qualified electrician without permanently damaging the luminaire. (3) Light source or (6) operating device is not replaceable, the luminaire must be replaced




www.paulmann.com

This product contains a light source with energy efficiency class .



Paulmann

Documents / Resources



[Paulmann 924.63 LED Built In Light](#) [pdf] Instruction Manual

924.63, 924.64, 924.65, 924.69, 924.63 LED Built In Light, 924.63, LED Built In Light, Built In Light, In Light, Light

References

- [User Manual](#)