



Contents [[hide](#)]

- 1 [Paulmann 79561 LED Illuminated Mirror](#)
- 2 [Specifications](#)
- 3 [Replaceability](#)
- 4 [Safety Instructions](#)
- 5 [What is in the Box](#)
- 6 [Installation](#)
- 7 [Operation](#)
- 8 [Maintenance](#)
- 9 [FAQs](#)
- 10 [Documents / Resources](#)
 - 10.1 [References](#)



Paulmann

Paulmann 79561 LED Illuminated Mirror



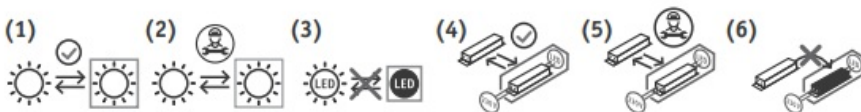
Specifications

- Model: 795.61 (+MA 326) PHD 05/24
- IP Rating: IP44
- Dimensions: 316mm x 5mm
- Power Supply: 230v ~

Replaceability

1. The light source or (4) operating device can be replaced by end users without permanent damage to the luminaire.
2. The light source or (5) operating device can be replaced by a qualified electrician without permanently damaging the luminaire.
3. The light source or (6) operating device is not replaceable; the luminaire must be replaced.

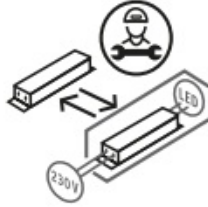
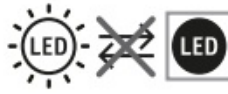
www.paulmann.com/symbols



This product contains a light source with an energy efficiency class.



Safety Instructions



www.paulmann.com/symbols

Paulmann Licht GmbH

Quezinger Feld 2

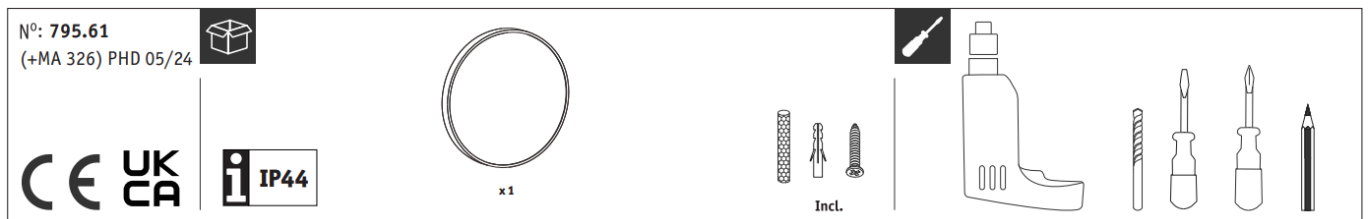
31832 Springe

Germany



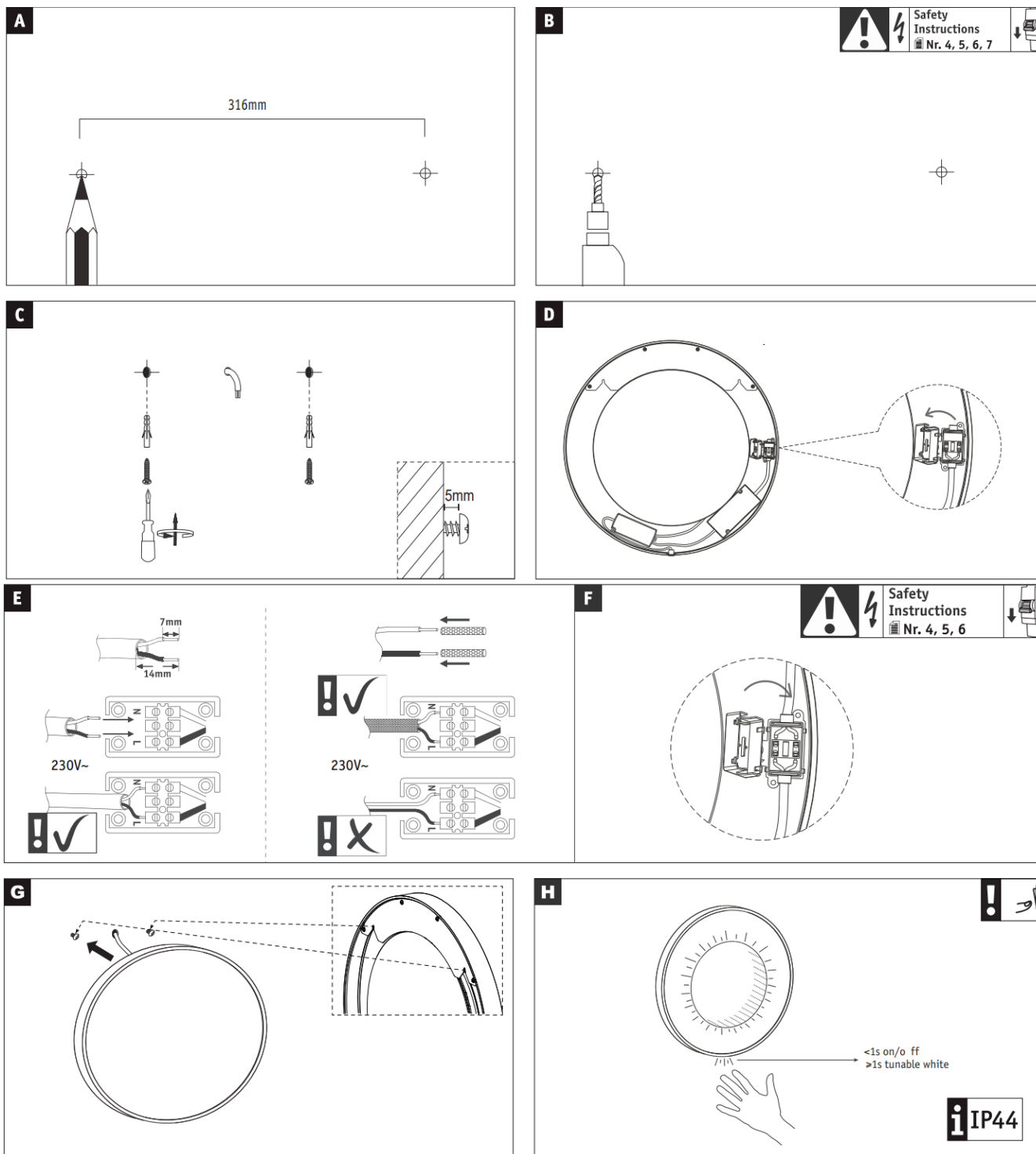
www.paulmann.com/symbols

What is in the Box



Installation

1. Ensure the power supply is switched off before installation.



2. Mount the product securely using appropriate hardware.
3. Connect the power supply following the manufacturer's instructions.

Operation

1. Once installed, switch on the power supply.
2. Use the product according to its intended purpose.
3. Ensure proper ventilation around the product for optimal performance.

Maintenance

1. Regularly clean the product with a soft, dry cloth to prevent dust buildup.
2. Check for any loose connections or signs of wear and tear periodically.
3. Refer to the user manual for any specific maintenance requirements.

FAQs


Q: What is the IP44 rating of the product?

A: The IP44 rating indicates that the product is protected against solid objects larger than 1mm and water splashes from any direction.

Q: What is the voltage requirement for this product?

A: The product operates on a power supply of 230v ~.

Documents / Resources



[Paulmann 79561 LED Illuminated Mirror \[pdf\]](#) Instructions

79561, 7842171, 795.61 MA 326, 79561 LED Illuminated Mirror, 79561, LED Illuminated Mirror, Illuminated Mirror, Mirror

References

- [P Paulmann – Lamps & Luminaires from the Manufacturer](#)
- [User Manual](#)

Paulmann

7842171, 795.61 MA 326, 79561, 79561 LED Illuminated Mirror, Illuminated Mirror, LED Illuminated Mirror, mirror, Paulmann

—Previous Post

[Paulmann 71192 Atria Shine Backlight LED Panel Instruction Manual](#)

Leave a comment

Your email address will not be published. Required fields are marked *

Comment *

Name

Email

Website

☐ Save my name, email, and website in this browser for the next time I comment.

Post Comment

Search:

e.g. whirlpool wrf535swhz

Search

[Manuals+](#) | [Upload](#) | [Deep Search](#) | [Privacy Policy](#) | [@manuals.plus](#) | [YouTube](#)

This website is an independent publication and is neither affiliated with nor endorsed by any of the trademark owners. The "Bluetooth®" word mark and logos are registered trademarks owned by Bluetooth SIG, Inc. The "Wi-Fi®" word mark and logos are registered trademarks owned by the Wi-Fi Alliance. Any use of these marks on this website does not imply any affiliation with or endorsement.