



## Paul C Buff CST3 Cybersync Trigger Transmitter User Guide

[Home](#) » [Paul C Buff](#) » Paul C Buff CST3 Cybersync Trigger Transmitter User Guide 

Paul C Buff CST3 Cybersync Trigger Transmitter



## Contents

### 1 WHAT'S IN THE BOX?!

#### 1.1 MEET YOUR NEW BEST FRIEND

### 2 FCC INFORMATION

#### 2.1 FCC ID: OUECST3

### 3 Documents / Resources

#### 3.1 References

### 4 Related Posts





## WHAT'S IN THE BOX?!



## MEET YOUR NEW BEST FRIEND

### Buttons, Screens, and Ports

- 1) **Power** to turn your remote on and off
- 2) **Test** to fire a test flash
- 3) **Menu** to access frequency, display brightness, and your transmitter's sleep timer
- 4) Two **arrow buttons** adjust currently displayed setting

	Frequency & Battery Life
	Sleep Timer
	Screen Brightness
	Test Flash

**There are two ports on the CST3. A USB-C**

**charging port\*, as well as a 3.5mm sync jack**  
**\*USB-C to USB-A cable included in box**

## FCC INFORMATION

**FCC ID: OUECST3**

**NOTE:** This equipment has been tested and found to comply with the limits for a Class B digital device, pursuant to part 15 of the FCC Rules. These limits are designed to provide reasonable protection against harmful interference in a residential installation. This equipment generates, uses and can radiate radio frequency energy and, if not installed and used in accordance with the instructions, may cause harmful interference to radio communications. However, there is no guarantee that interference will not occur in a particular installation. If this equipment does cause harmful interference to radio or television reception, which can be determined by turning the equipment off and on, the user is encouraged to try to correct the interference by one or more of the following measures:

- Reorient or relocate the receiving antenna.
- Increase the separation between the equipment and receiver.
- Connect the equipment into an outlet on a circuit different from that to which the receiver is connected.
- Consult the dealer or an experienced radio/TV technician for help

Warning: Changes or modifications to this unit not expressly approved by the part responsible for compliance could void the user's authority to operate the equipment. FCC Radiation Exposure Statement The device has been evaluated to meet general RF exposure requirement The device can be used in portable exposure condition without restriction. This device complies with part 15 of the FCC Rules.

**Operation is subject to the following two conditions:**

(1) This device may not cause harmful interference, and (2) this device must accept any interference received, including interference that may cause undesired operation.

## Documents / Resources

	<p><a href="#">Paul C Buff CST3 Cybersync Trigger Transmitter</a> [pdf] User Guide CST3, OUECST3, CST3 Cybersync Trigger Transmitter, Cybersync Trigger Transmitter</p>
---	---

## References