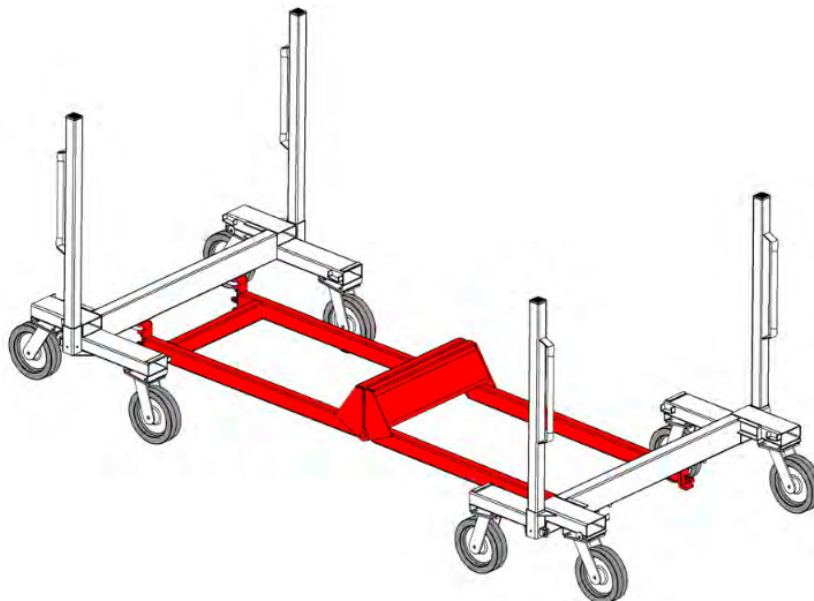




## PARAGON PRO Modular Cart System User Guide

[Home](#) » [PARAGON PRO](#) » PARAGON PRO Modular Cart System User Guide 



## Contents

### 1 Modular Cart System

### 2 Troll® Bridge™ Modular Cart System Components

### 3 Documents / Resources

#### 3.1 References

## Modular Cart System


To our valued customer, Thank you for choosing a **Telpro Inc.** product by **Paragon Pro** Manufacturing Solutions. We are pleased that we are able to provide equipment to make your work easier.

Our efforts are focused on producing the finest quality equipment of which we are capable. We make sure to spend extra time and effort on our design and production in order to reduce your time and effort spent using the product.

We take pride in providing the best for our customers. Quality, innovation, and excellence are all qualities this company ensures. No product is sent without being factory tested and inspected to ensure the highest quality for you.

It all began in 1972 when Roland Young designed our first product, the PANELLIFTO Brand Drywall Lift, and revolutionized the drywall industry. To this day we are continuously making ad-vancements in manufacturing and design.

Thank you again for giving us the opportunity to work with you. Any questions or comments that you have are always welcome.




## Troll® Bridge™ Modular Cart System Components

1. Mount each half of the Troll® Bridge™ on the Troll® Carts



2. Close the Frame Catch.

**CAUTION:** Never use the Troll® Bridge™ modular cart system without closing these catches. If the catches are not closed the Troll® Bridge™ may detach from the cart possibly resulting in property damage or bodily injury.



3. Bring the two halves together. Align and simultaneously insert the pins on each half into the corresponding holes on the other half.




4. Lower the assembled halves to the locked position.

**CAUTION:** Keep hands and fingers clear of pinch points.



The support arms can be installed in a wide variety of positions depending on the support needs of the load being carried.





# **WARNING**

Load rating of assembled system: 4,000 lbs. (1814 kg)

DO NOT Exceed

In the event that you need to order a replacement Frame Catch (Part Number 22-28) contact us at:



**PARAGON PRO**  
MANUFACTURING SOLUTIONS™

7251 S 42nd St  
Grand Forks, ND 58201 USA

1-800-448-0822

701-775-0629 Fax

[sales@paragonpromfg.com](mailto:sales@paragonpromfg.com)

[www.paragonpromfg.com](http://www.paragonpromfg.com)


**This product contains trace amounts of the following items which are known to cause cancer and/or developmental harm in the state of California.**

These chemicals are not hazardous under product's intended use.

Please review CAS# for more information.

Chemical	Hazard	CAS#	% By Weight
Arsenic	Cancer	7440-38-2	Trace
Cadmium	Develpmental	7440-43-9	Trace
Chromium	Cancer, Developmental	7440-47-3	Trace
Ethylbenzene	Cancer	100-41-4	Trace
Lead	Cancer	7439-92-1	Trace
Methanol	Developmental	67-56-1	Trace
Methylene Chloride (Dichloromethane)	Cancer	75-09-2	Trace
Nickel	Cancer	7440-02-0	Trace
Propylene glycol monobutyl ether	Cancer	5131-66-8	Trace
Toluene	Developmental	108-88-3	Trace

## Documents / Resources

	<p><a href="#">PARAGON PRO Modular Cart System</a> [pdf] User Guide Modular Cart System, Modular, Cart System, System</p>
--	---

## References

- [Custom Solutions, Contract Manufacturing and Telpro Products](#)