



PARADOX TM70 Intuitive Touchscreen Instruction Manual

[Home](#) » [Paradox](#) » PARADOX TM70 Intuitive Touchscreen Instruction Manual 

P A R A D O X[®] TM70 (7") / TM50 (5") Touchscreen Keypads Installation Manual

TM70



TM50

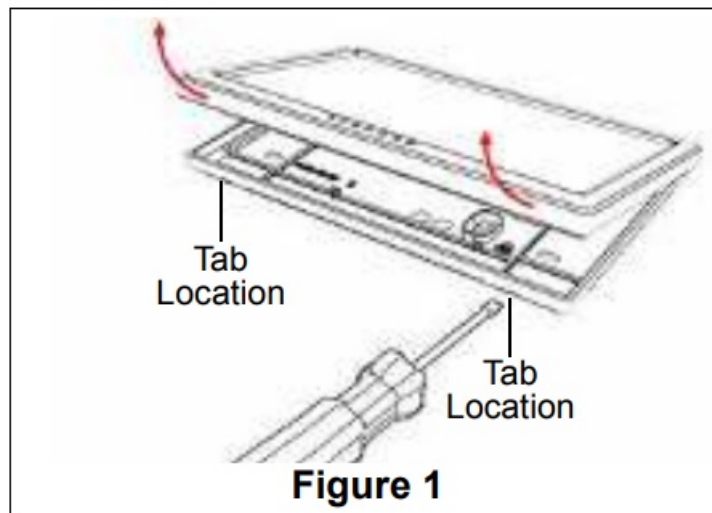


Contents

- [1 Installation](#)
- [2 Technical Specifications](#)
- [3 Warranty](#)
- [4 Documents / Resources](#)
 - [4.1 References](#)

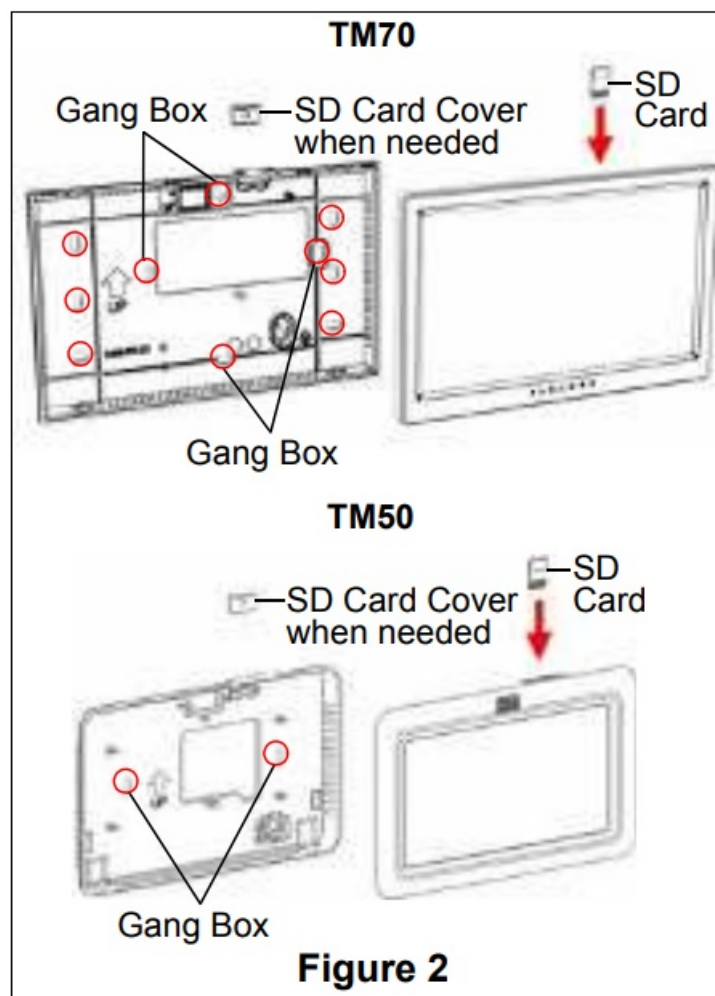
Installation

1. Separate the top assembly from the back plate. Insert a flathead screwdriver into the tab located, as shown in Figure 1.



2. Mount the back plate to the wall or to a gang box using appropriate screws. Ensure that the UP arrow on the back plate is in the up position.

Note: We recommend to feed the TM70 with 18 gauge wire.



3. Make sure the SD card is installed properly and locked with text facing backward to wall/connections facing to the front, as shown in Figure 2.
 4. Secure the wire plug to the PCB socket the wires as per the color code to match the Paradox keypad bus code. The blue wire is keypad zone input.
- Note:** We recommend to feed the TM70 with 18 gauge wire.
5. Attach the SD card cover if needed, then attach top to back top hooks first then lock the bottom as per Figure 1. The SD card can be removed if necessary with a flat screw from the top if the metal cover is not attached or by opening the keypad for loading pictures.
 6. Power up the bus and verify that the voltage is higher than 11.5V (displayed at the bottom right of the main

screen as well as the boot sequence screen).

Technical Specifications

	TM70	TM50
Power Input	9 to 15 VDC	
Consumption	250mA at max brightness + 80mA sounder	150mA at max brightness + 80mA sounder
Wire Connection	18 Gauge	18 Gauge recommended, 22 Gauge
Display	7" 800 x 480	5" 480 x 272
Dimensions	17.7 x 11.4 x 1.5 cm (7 x 4.5 x 0.6 in.)	14.2 x 9.5 x 1.4 cm (5.6 x 3.75 x 0.56 in.)
Humidity	5-90%	
Indoor Temp.	Yes	
SD Card	4GB; 2GB free	
Input	Zone	
Tamper	Built-in, Cover and Wall	
Compatibility	Swan, EVO, Spectra	
Remote Upgrade	Swan only	
Jpeg Download	Swan via Bus, EVO/Spectra SD Card	
Auto Dim	Yes	
Chime	Yes	

Warranty


For complete warranty information on this product, please refer to www.paradox.com/terms. Specifications may change without prior notice.



PARADOX.COM

TM7050-EI00 | 02/2017

Documents / Resources

	<p>PARADOX TM70 Intuitive Touchscreen [pdf] Instruction Manual TM70 7, TM50 5, TM70 Intuitive Touchscreen, Intuitive Touchscreen, Touchscreen</p>
--	---

References

- [▲ Paradox - Headquarters](#)
- [▲ Paradox - Headquarters](#)

Manuals+.