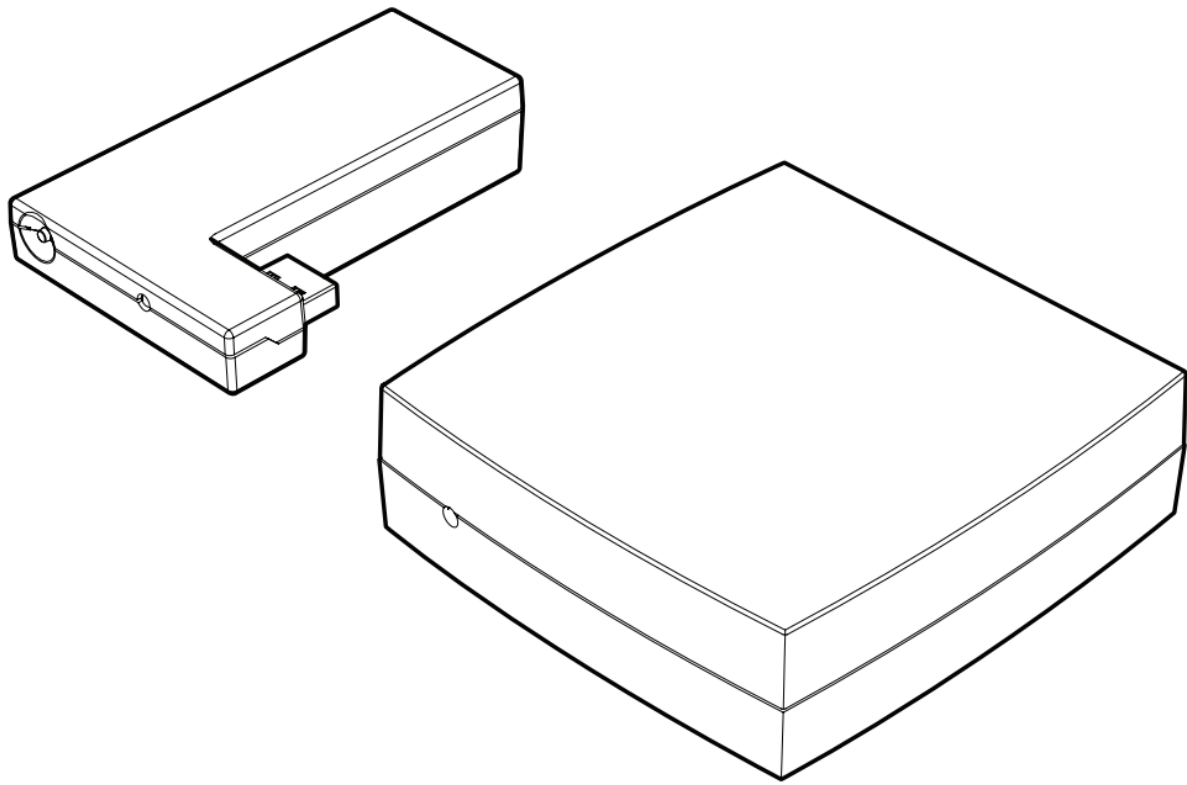




Paradigm 819DEFWT Wireless Subwoofer Kit Owner's Manual

[Home](#) » [Paradigm](#) » Paradigm 819DEFWT Wireless Subwoofer Kit Owner's Manual 





Owner's Manual

The exclamation point within an equilateral triangle is intended to alert the user to the presence of important operating and maintenance (servicing) instructions in the literature accompanying the appliance.

Contents

- [1 IMPORTANT SAFETY INSTRUCTIONS](#)
- [2 EU COMPLIANCE INFORMATION](#)
- [3 SPECIFICATIONS](#)
- [4 CONNECTION](#)
- [5 LIMITED WARRANTY](#)
- [6 Documents / Resources](#)
 - [6.1 References](#)
- [7 Related Posts](#)

IMPORTANT SAFETY INSTRUCTIONS

1. Read these instructions.
2. Keep these instructions.
3. Heed all warnings.
4. Follow all instructions.
5. Do not use this apparatus near water.
6. Clean only with dry cloth.
7. Do not block any ventilation openings. Install in accordance with the manufacturer's instructions.
8. Do not install near any heat sources such as radiators, heat registers, stoves, or other apparatus (including amplifiers) that produce heat.
9. Do not defeat the safety purpose of the polarized or grounding type plug. A polarized plug has two blades with

one wider than the other. A grounding type plug has two blades and a third grounding prong. The wide blade or the third prong are provided for your safety. If the provided plug does not fit into your outlet, consult an electrician for replacement of the obsolete outlet.

10. Protect the power cord from being walked on or pinched, particularly at plugs, convenience receptacles, and the point where they exit from the apparatus.
11. Only use attachments/accessories specified by the manufacturer.
12. Use only with the cart, stand, tripod, bracket, or table specified by the manufacturer, or sold with the apparatus. When a cart is used, use caution when moving the cart/apparatus combination to avoid injury from tip-over.
13. Unplug this apparatus during lightning storms or when unused for long periods of time.
14. Refer all servicing to qualified service personnel. Servicing is required when the apparatus has been damaged in any way, such as power-supply cord or plug is damaged, liquid has been spilled or objects have fallen into the apparatus, the apparatus has been exposed to rain or moisture, does not operate normally, or has been dropped.
15. Maintain a minimum of 20-30cm distance around the apparatus for sufficient ventilation;
16. The ventilation should not be impeded by covering the ventilation openings with items, such as newspapers, tablecloths, curtains, etc.;
17. No naked flame sources, such as candles, should be placed on the apparatus;
18. Apparatus may be used in tropical climates.

EU COMPLIANCE INFORMATION

Hereby, SVI Holdings (US), Inc.'s declares that this Defiance WT is in compliance with the essential requirements and other relevant provisions of the following EU Compliance Directive Information.

- Conforms to European Union Low Voltage Directive 2014/35/EU;
- European Union EMC Directive 2014/30/EU;
- European Union Radio Equipment Directive (RED) 2014/53/EU.
- European Union Eco-Design Directive 2009/125/EC;
- European Union WEEE Directive 2012/19/EU;
- European Union Restriction of Hazardous Substances Recast (RoHS2) Directive 2011/65/EU;
- European Union Registration, Evaluation, Authorization and Restriction of Chemicals (REACH) Directive 2006/121/EC;
- You may obtain a free copy of the Declaration of Conformity by contacting your dealer, distributor, or SVI Holdings (US), Inc.'s worldwide headquarters. Contact information can be found here: www.paradigm.com.

This device complies with Industry Canada licence-exempt RSS standard(s). Operation is subject to the following two conditions:

1. this device may not cause interference, and
2. this device must accept any interference, including interference that may cause undesired operation of the device.

Any changes or modifications not expressly approved by the party responsible for compliance could void the user's authority to operate the equipment.

This equipment complies with IC radiation exposure limits set forth for an uncontrolled environment.



Contains FCC ID: NKR-SWA12 and IC: 4441A-SWA12 This device complies with part 15 of the FCC Rules. Operation is subject to the following two conditions: (1) This device may not cause harmful interference, and (2) this device must accept any interference received, including interference that may cause undesired operation. Per FCC regulation 47 CFR 15.21: Changes or modifications not expressly approved by the party responsible for compliance could void the user's authority to operate the equipment.

NOTE: This equipment has been tested and found to comply with the limits for a Class B digital device, pursuant to part 15 of the FCC Rules. These limits are designed to provide reasonable protection against harmful interference in a residential installation. This equipment generates uses and can radiate radio frequency energy and, if not installed and used in accordance with the instructions, may cause harmful interference to radio communications. However, there is no guarantee that interference will not occur in a particular installation. If this equipment does cause harmful interference to radio or television reception, which can be determined by turning the equipment off and on, the user is encouraged to try to correct the interference by one or more of the following measures:

- Reorient or relocate the receiving antenna.
- Increase the separation between the equipment and receiver.
- Connect the equipment into an outlet on a circuit different from that to which the receiver is connected.
- Consult the dealer or an experienced radio/TV technician for help.



■ In accordance with the European Union WEEE (Waste Electrical and Electronic Equipment) directive effective August 13, 2005, we would like to notify you that this product may contain regulated materials which upon disposal, according to the WEEE directive, require special reuse and recycling processing. For this reason Paradigm Electronics Inc. has arranged with our distributors in European Union member nations to collect and recycle this product at no cost to you.

To find your local distributor contact the dealer from whom you purchased this product, email support@paradigm.com or visit the distributor locator at www.paradigm.com.

Please note, only this product itself falls under the WEEE directive. When disposing of packaging and other related shipping materials we encourage you to recycle these items through the normal channels.



WARNING! Do not use your Defiance WT outside of the country of original sale — voltage requirements vary by country. Improper voltage can cause damage that will be potentially expensive to repair. The Defiance WT is shipped to authorized Paradigm distributors with the correct power supply for use in the country of intended sale. A list of authorized distributors can be accessed at www.paradigm.com or by e-mailing support@paradigm.com

ADAPTER

Manufacturer: Dongguan Dongsong Electronic Co., Ltd;

Model: DYS618-150100-K

Input: 100-240V~ 50/60Hz 0.5A MAX

Output: 15VDC, 1.0A

SPECIFICATIONS

Frequency Range: 2405 – 2477 MHz

Max. Transmitter Power: 10 dBm

CONNECTION

Connecting the Wireless Receiver

To install the Defiance WT wireless receiver, slide it into the Wireless Module Connection port on the back of the subwoofer. See Fig.1a and Fig. 1b.

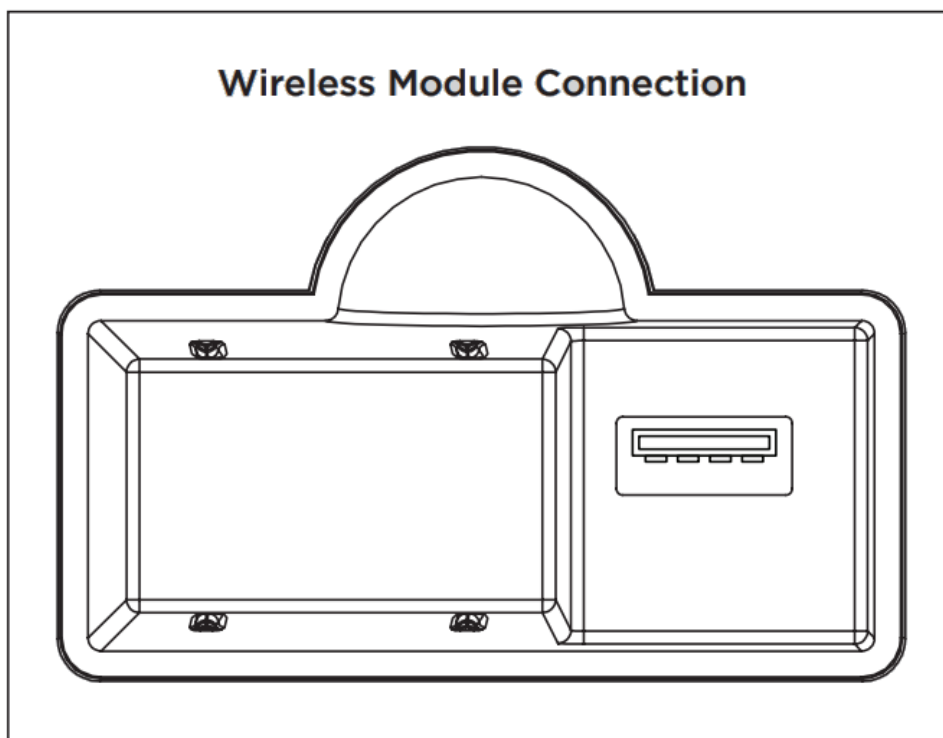


Fig. 1a Defiance WT wireless module receptacle, located on subwoofer.

Connecting the Wireless Transmitter

Connection to the Defiance WT Wireless transmitter can be made in either of two ways:

1. Line-Level Input From Sub/LFE Output

Follow the instructions for this connection option in the following section of the Defiance Subwoofer Owners Manual:

“Connecting the Defiance WT Wireless Transmitter”.

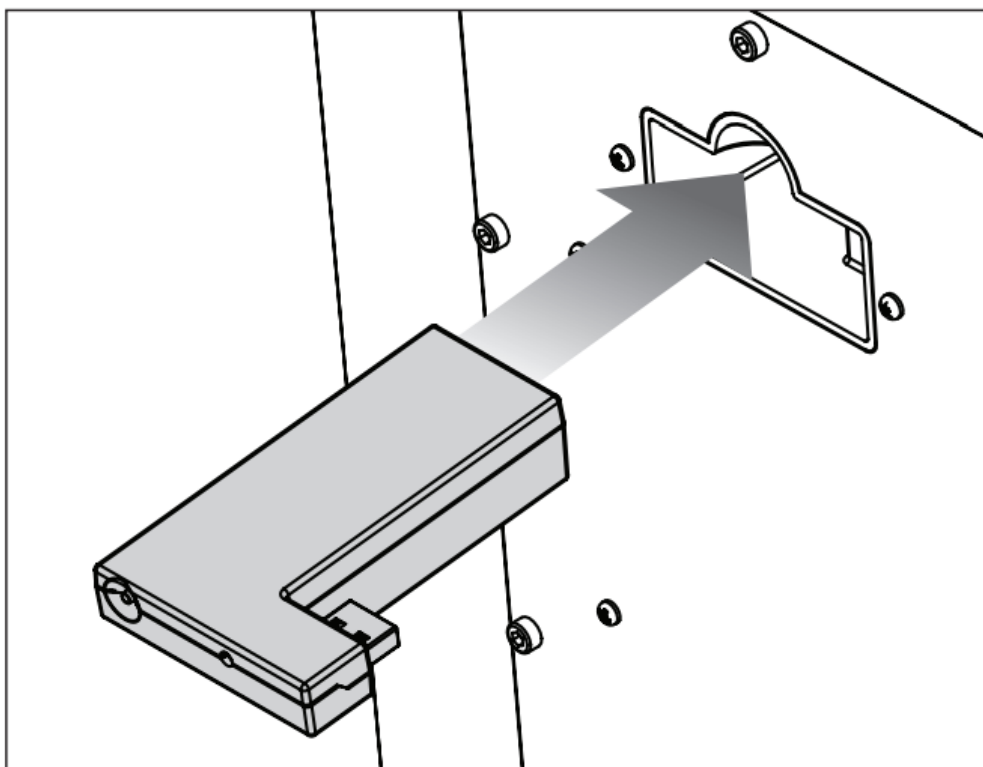


Fig. 1b Defiance WT wireless receiver installation.

2. Line-Level Input From Pre-Out/Front-Out Without High-Pass Output from Sub

Follow the instructions for this connection option in the following section of the Defiance Subwoofer Owners Manual: "Connecting the Defiance WT Wireless Transmitter".

TRANSMITTER/ RECEIVER SYNC

This Defiance WT Wireless System is shipped already paired. To re-sync the wireless system:

1. Verify the subwoofer is powered on and that the subwoofer's status light is red or white.
2. If this Wireless Transmitter's power cord is plugged in, unplug it for 10 seconds.
3. Plug in the Wireless Transmitter's power cord.
4. Plug the Wireless Receiver into the "Wireless Module Connection" input on the back of the subwoofer (see diagram above).
5. Wait until the status lights start flashing on both the Wireless Receiver and the Wireless Transmitter.
6. Push the Wireless Receiver's sync button for 5 seconds.
7. Push and hold the Wireless Transmitter's sync button until the Wireless Receiver's status light turns solid.

STATUS LEDS AND POWER

The Defiance WT wireless transmitter shuts down to save power after about 20 minutes. When the wireless transmitter shuts down, the wireless receiver will also shut down shortly thereafter.

Defiance WT Wireless Transmitter LED (front) Status:

- No light: standby.
- Solid light: transmitting wireless signals.
- Flashing slowly: waiting to be synchronized.
- Flashing fast: searching for the wireless receiver (after sync button has been pressed).

Defiance WT Wireless Transmitter LED (back) Status:

- Off: no power
- On: receiving power

Defiance WT Wireless Receiver LED (front) Status:

- Off: standby or subwoofer is unpowered.
- On: wireless audio being received.
- Flashing slowly: waiting to be synchronized.
- Flashing fast: searching for wireless transmitter (after sync button has been pressed).

LIMITED WARRANTY

Paradigm ® Defiance WT is warranted to be and remain free of manufacturing and/ or material defects for a period of one (1) year from the date of the original retail purchase. Within this specified period, repair, replacement, or adjustment of parts for manufacturing and/or material defects will be free of charge. Thermal or mechanical abuse/misuse is not covered under warranty.

Limitations:

- Warranty begins on the date of original retail purchase from an Authorized Paradigm ® Dealer only. It is not transferable;
- Warranty applies to products in normal home use only. If the product is subjected to any of the conditions outlined in the next section, the warranty is void;
- Warranty does not apply if the product is used in professional or commercial applications.

Warranty is Void if:

- The product has been abused (intentionally or accidentally);
- The product has been used in conjunction with unsuitable or faulty equipment;
- The product has been subjected to damaging signals, derangement in transport, mechanical damage or any abnormal conditions;
- The product (including cabinet) has been tampered with or damaged by an unauthorized service facility;
- The serial number has been removed or defaced.

What You Are Responsible For:

- Provide normal/reasonable operating care and maintenance;
- Provide or pay for transportation charges for the product to service facility;
- Provide proof of purchase (your sales receipt given at the time of purchase from your Authorized Paradigm ® Dealer).

Should servicing be required, contact your nearest Authorized Paradigm ® Reference Dealer, Paradigm Electronics Inc., or Import Distributor (outside the U.S. and Canada) to arrange, bring in or ship prepaid any defective unit. Visit our website at www.paradigm.com for more information.

Paradigm Electronics Inc. reserves the right to improve the design of any product without assuming any obligation to modify any product previously manufactured.

This warranty is in lieu of all other warranties expressed or implied, of merchantability, fitness for any particular purpose, and may not be extended or enlarged by anyone. In no event shall Paradigm Electronics Inc., their agents, or representatives be responsible for any incidental or consequential damages. Some jurisdictions do not allow limitation of incidental or consequential damages, so this exclusion may not apply to you.

Retain this manual and your sales receipt for proof of warranty term and proof of purchase.



Paradigm Electronics Inc., 205 Annagem Blvd., Mississauga, ON, L5T 2V1, Canada
SVI Holdings (US) Inc., 2101 Delaware Street, Lawrence, Kansas, 66046, USA

www.paradigm.com

©2018 SVI Holdings (US) Inc., All rights reserved.







DEFIANCE

SERIES SUBWOOFERS

Defiance subwoofers deliver pure power, unleashed by clean, efficient amplification in a mix of six models. With app control and Anthem Room Correction (ARC ®), you'll have powerful, perfectly balanced bass at your fingertips. New Defiance subwoofers maximize everything. The output is massive, thanks to heavy-duty, internally-braced cabinets, and Active Ridge Technology (ART™) for maximum driver excursion.







IMPACT
AWARDS | 2019 DEALERSCOPE
WINNER











	<p>Defiance X15 August 2019 http://bit.ly/2GPB7TY "Paradigm has long understood the importance of subwoofers to modern sound systems and the impact that a good sub can have on the overall sound. The Defiance X15 continues Paradigm's trend as one of the few major loudspeaker manufacturers who take subwoofers seriously." – James Larson</p>
	<p>Defiance X15 March 2019 http://bit.ly/2TwguUd "With Paradigm's Defiance X15, the days when you could say that Internet Direct companies "own" the "high price/ performance ratio subwoofer" market are over. This \$1500 sub is unapologetically huge, powerful and capable. And crucially, it offers sophisticated room correction built-in, so it's ready to rumble—even in minimalist 2.1-channel setups but also in full-fledged home theater rigs." – Mark Henninger</p>
	<p>Defiance X15 August 2019 http://bit.ly/2YMWrdJ "And the bass... oh man, that X15 bass. With the right music (dubstep for example) this system goes beyond offering a mere "listening" experience. It is a full-on, tangible, physical way to enjoy music." – Mark Henninger</p>
	<p>Defiance X12 May 2019 http://bit.ly/2K77pgt "The Defiance X12 subwoofer continues Paradigm's long tradition of offering high-value powered subwoofers. It faces stiff competition from many manufacturers, including some that provide outstanding value through online sales, such as SVS and Hsu Research — but few of those subs, if any, offer a room-correction system as advanced as ARC, which makes the X12 stand out in a crowded field. The Paradigm Defiance X12 deserves serious consideration by anyone looking for a reasonably priced, high-quality subwoofer to complement a very capable two-channel or multichannel system." – Roger Kanno</p>



For a complete list of
Persona reviews, please visit:
paradigm.com

	<p>Defiance X15 February 2019 http://bit.ly/2NsYgxE “There’s no lethargy here. No boom. No bloat. And a surprising lack of distortion. Those factors, combined with the X15’s colossal output above 40Hz, make it a beast to contend with.” – Dennis Burger</p>
	<p>Defiance X12 November 2018 http://bit.ly/2E0CE9P “The Subwoofer Control App is one handy-dandy piece of software. It’s never been easier to control a subwoofer from your couch. Within the app, there is the ability to adjust all the sub-settings – volume, low pass filter, phase, listening mode (movie, music, night), deep bass level, and room correction. The app is straightforward and easy to use and it connects automatically to the sub via Blue tooth. Every subwoofer should have this feature!” – Stephen Hornbrook</p>
	<p>Defiance X12 June 2019 http://bit.ly/2ZnvDH1 “I have no doubt that this speaker system will enhance your home theater experience with its first-rate surround-sound performance.” – Yong ki Go</p>
	<p>Defiance X12 February 2019 http://bit.ly/2GcbU7m “It won’t be hard to describe just how much the subwoofers added to the 700F’s sound quality. I can do it with one word: phenomenal.” – Thomas J. Norton</p>
	<p>Defiance Series December 2018 http://bit.ly/2QdKZ09 [YouTube] Paradigm Defiance Subwoofers Overview</p>
	<p>Defiance X12 & V12 December 2018 http://bit.ly/2Fw1j6d “The Defiance V12 is a fine affordable subwoofer for modest systems, but the X12 is a beastmaster of a 12” subwoofer that defies its moderate cabinet size to produce powerful bass that can punch you in the lungs.” – James Larson</p>

 	<p>Defiance X12 March 2019 http://bit.ly/2TxZf4U “As a subwoofer, the Defiance X12’s performance defies its retail price. Its nearly ideal performance/value ratio for both music and movie watching makes this subwoofer an instant Everything Audio Network Stellar Sound Award winner and an automatic nominee for Subwoofer of the Year 2019. Yes, it is that good.” – John Gatski</p>
	<p>Defiance X10 & V10 December 2018 http://bit.ly/2CnFpQO “The Defiance V series offers outstanding value and the muscular Defiance X series offers deeper, more powerful bass. Both series are greatly enhanced with the use of ARC and the easy-to-use Paradigm Subwoofer Control App. It is the easiest, most flexible bass tuning system I have ever used, and I hope other manufacturers will follow Paradigm’s lead.” – Jim Milton</p>
	<p>Defiance V12 January 2020 http://bit.ly/35yOaT8 “When Diego’s review of the Paradigm Defiance V12 was published, the subwoofer earned, based on his high recommendation, our Reviewers’ Choice award. In December 2019, the Defiance V12 was recognized as one of our 2019 Products of the Year: Exceptional Value. This month, we add it to our list of Recommended Reference Components — the lowest-priced subwoofer yet to be included.” – SoundStage! Hi-Fi Editors</p>
 	<p>Defiance V12 September 2019 http://bit.ly/2lQ7vhM “The Defiance V12 really did perform admirably, especially considering its price. I think just about any bass head who experienced what I did in my listening room would walk away satisfied and impressed — and the unsatisfied would be glad to know that I never got close to the maximum setting of the V12’s volume control.” – Diego Estan</p>
	<p>Defiance V12 May 2019 http://bit.ly/2Vu3bFV “If your speaker budget tops out in the \$2,000 range and you seek maximum bang for the buck, take note: Paradigm’s Monitor SE system delivers the home theater sound basics in a brilliant manner.” – Al Griffin</p>
	<p>Defiance V10 December 2019 http://bit.ly/2tza2AO “This is a remarkably full-featured subwoofer that performs very well in small- to medium-sized rooms. A pair of Defiance V10s can be had for the price of a slightly larger subwoofer, but will provide a more even output at different listening positions than a single subwoofer.” – Brian Kahn</p>
	<p>Defiance V10 May 2019 http://bit.ly/2Zc6qil [Translated from Swedish] “For us, the Paradigm Monitor / Atom with the Defiance V10 is a new reference here on the editorial board, in the category “best home cinema sound everyone can afford.”</p>
	<p>Defiance V10 May 2019 http://bit.ly/2wJXJQb “Being able to make adjustments of a single decibel or degree on the fly from my listening position while playing music was a godsend for system integration and optimization.” – Hans Wetzel</p>
	<p>Defiance V8 April 2019 http://bit.ly/2Kj2iuG “The Paradigm Defiance V8 Subwoofer strikes me as an excellent addition to a small- to mid-sized 2-channel system or a humdinger of a sub for a desktop computer music system. It will never clip or overdrive with its built-in soft-clip protection. With extension down to 28 Hz, it simply will not put out the lows needed for a kick-your-seat cinema system, like its bigger brothers in the Defiance Series. But at the price point, with moderate volumes and mainly music to deliver, the V8 is a steal of a deal of a subwoofer.” – Wayne Myers</p>

PROTECT YOUR PURCHASE BY REGISTERING

Register your new Paradigm purchase within 30-days ONLINE to secure your warranty and to be automatically entered into our monthly drawing for a FREE Paradigm product!

Visit: paradigm.com/register

IMPORTANT: Please keep your original proof of purchase – a copy of your original receipt is required for all warranty claims. Visit paradigm.com/warranty for more information.


If you have any questions regarding the setup or operation of this product, please contact our customer support specialists at:

(905) 696-2868

or visit: paradigm.com/en/support-center





MAN0106 rev.004

Documents / Resources

 <p>Owner's Manual Manuel de l'utilisateur</p>	<p>Paradigm 819DEFWT Wireless Subwoofer Kit [pdf] Owner's Manual 819DEFWT Wireless Subwoofer Kit, 819DEFWT, Wireless Subwoofer Kit, Subwoofer, Kit</p>
---	--

References

- [Paradigm Defiance X10 and Defiance V10 Subwoofer Review - HomeTheaterHifi.com](#)
- [Paradigm Defiance X12 Subwoofer Review – ReferenceHT](#)
- [Paradigm Defiance X12 and V12 Subwoofers Review | Audioholics](#)
- [Paradigm Premier 700F Speaker System Review | Sound & Vision](#)
- [Paradigm Defiance X15 Ported Subwoofer Review | Audioholics](#)
- [SoundStage! Hi-Fi | SoundStageHiFi.com - Paradigm Defiance X12 Subwoofer](#)
- [Paradigm Defiance V8 Subwoofer Review | AV NIRVANA](#)
- [SoundStage! Access | SoundStageAccess.com \(GoodSound.com\) - Paradigm Defiance V12 Subwoofer](#)
- [Paradigm Defiance X15 Subwoofer Reviewed - HomeTheaterReview](#)
- [YouTube](#)
- [Everything Audio Network: Home Theater Review!Paradigm Defiance X12 Subwoofer“15-inch Driver PerformanceFrom A 12-inch Subwoofer”](#)
- [Paradigm Defiance V10 Subwoofer Reviewed - HomeTheaterReview](#)
- [Paradigm Monitor SE 3000F Speaker System Review | Sound & Vision](#)
- [SoundStage! Access | SoundStageAccess.com \(GoodSound.com\) - Paradigm Defiance V10 Subwoofer](#)
- [Test: Hembioljud från Paradigm - SENSES](#)
- [Paradigm Premier Speaker System with X12 Subwoofer Review - HomeTheaterHifi.com](#)
- [SoundStage! Hi-Fi | SoundStageHiFi.com - Recommended Reference Component: Paradigm Defiance V12 Subwoofer](#)

-  [Paradigm® | High Performance Audio - Crafted in Canada](#)
-  [Paradigm® | Support Center](#)
-  [Paradigm® | Login](#)
-  [Paradigm® | Warranty Information](#)
-  [Paradigm® | High Performance Audio - Crafted in Canada](#)

Manuals+.