



PAPIFEED PF025 Automatic Cat Food Dispenser with APP User Manual

[Home](#) » [PAPIFEED](#) » PAPIFEED PF025 Automatic Cat Food Dispenser with APP User Manual 

Contents

- [1 PAPIFEED PF025 Automatic Cat Food Dispenser with APP](#)
- [2 Daily Feeding](#)
- [3 Component Breakdown](#)
- [4 Product Specifications](#)
- [5 Product Hardware Assembly Steps](#)
- [6 App Download and Use Steps](#)
- [7 Q&A Trouble Shooting](#)
- [8 Documents / Resources](#)
 - [8.1 References](#)
- [9 Related Posts](#)



PAPIFEED PF025 Automatic Cat Food Dispenser with APP



Daily Feeding

(dog) weight	Normal Increase		(dog) weight	Normal Increase	
	activity			activity	
2kg	39g	45g	8kg	111g	128g
4kg	66g	76g	10kg	131g	152g
6kg	89g	104g	12kg	150g	174g

(dog) weight	Normal Increase			(dog) weight	Normal Increase		
	activity				activity		
14kg	178g	206g	235g	20kg	233g	270g	307g
16k g	197g	228g	259g	22kg	250g	290g	329g
18kg	197g	228g	259g	24k g	267g	309g	351g

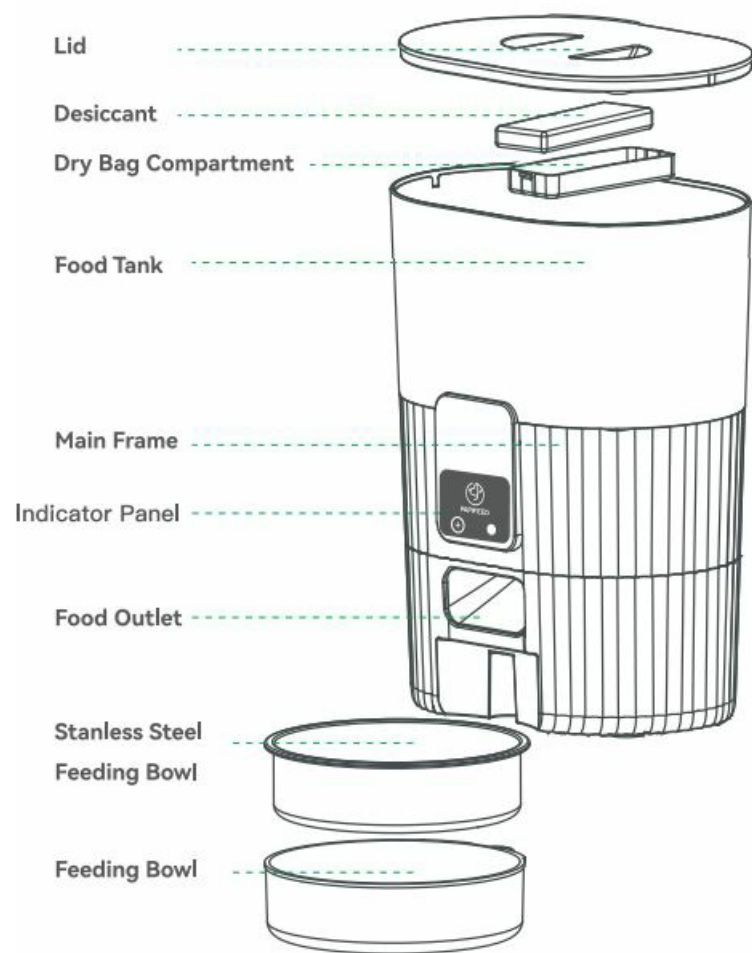
(dog) weight	Normal Increase			(dog) weight	Normal Increase		
	activity				activity		
26kg	274g	318g	361g	36kg	350 g	405g	461g
28kg	290g	336g	381g	38kg	364g	422g	480g
30kg	305g	353g	402g	40kg	379g	439g	496g
32kg	320g	371g	422g	42kg	393g	455g	517g
34kg	335g	388g	441g	44kg	407g	471g	535 g

(cat) Month	1-2	2-4	4-6	6-8	8-12
Suggest	20-309	30-SOg	50-709	70-BOg	80-909

(cat) weight	2-3kg	3-Skg	5-7kg	pregnancy	Lactation period
Suggest	25-359	35-559	55-859	70-1109	120 – 1909

If the pet fail to eat up the previous programmed meal,please reduce the next meal portion.

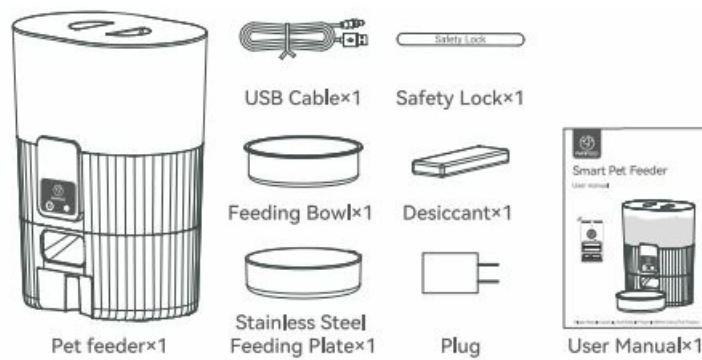
Component Breakdown



Product Specifications

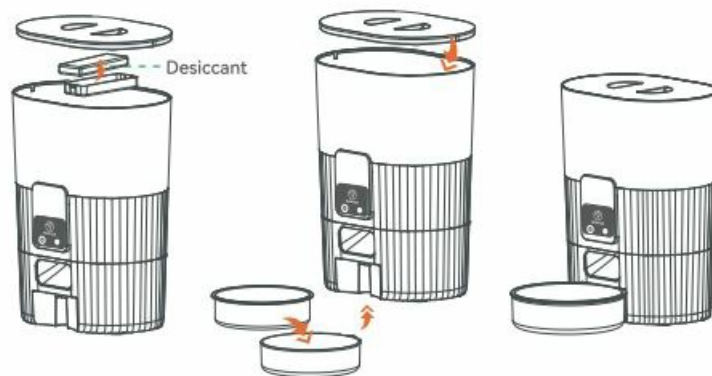
Product Name	Smart Pet Feeder
Suit For	Cat,Dog,Rabbit,Squirrel,Small Pets
Rated Voltage	SY 1A
Product Power	SW
Power Supply	DC 5V Adapter & 4•AA Batt ery
Material	Echo- Friendl y ABS
Product Size	208*14 8* 277mm 8.2*5.8*10.9in
Product Weight	1kg 2.21b
Product Capacity	3.5L
Pet Food	Dry Food
Portion Size	– 20g/ Portion (differed due to the different pet food densit y)

• Packing List



Product Hardware Assembly Steps

- Installation of Food Tank



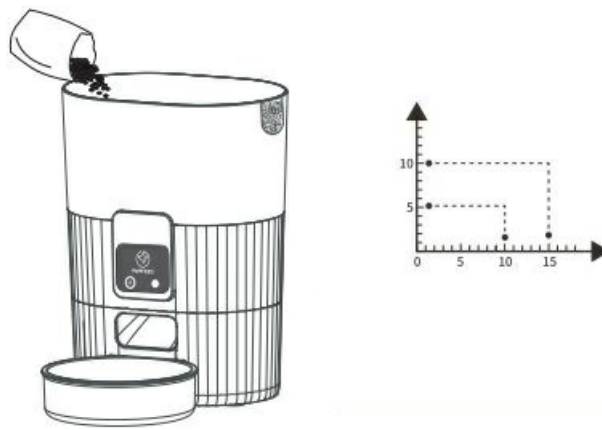
- There are two ways to connect the power supply, you can choose to use the power adapter to connect the power supply, or you can choose to use 4 AA batteries as the power supply. (It is recommended to have two power supplies at the same time. When there is a power failure at home, AA batteries can be used as a backup power supply to prevent the feeder from stopping working).



Scan for more details

www.papifeedpet.com

- Pour the grain.



- Install the Safety Lock.



• Description of Buttons and Indicators

Note:

- Short press [+] to manually dispense food.
The product is only suitable for 24GHz network (5GHz network can not be connected).
- Battery power is only for emergency use in case of power failure, please ensure dual power supply for normal use.
- Make sure the feeder and home WiFi are connected, the distance between the two should not be too far apart./Recommended within 5 meters).



in good working order-Led Indicator Notice

Product Status	Light Color
Low Battery (Battery Powered Only)	Flashing Red
WiFi Disconnected	Green Light
WiFi Connection In Progress	Blue Light Flashes Quickly
WiFi Connected Status	Solid Blue Light

App Download and Use Steps

1. Software Download and Installation

- Scan the QR code to download the Smart Life APP.
- Turn on Smart Life APP and register your application account.

- Login your account.

Play(Android),Or App Store(iOS). Download and install the app by searching “Smart Life” on Google.



- Connect the Device**

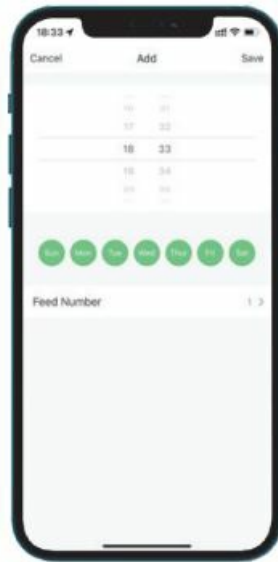
Connect the Device (Turn on Bluetooth & WLAN)

- Turn on the phone WiFi and Bluetooth.
- Login to Smart Life app and refresh the page.
- Select the device you want to add.
- Enter the 2.4GHz WiFi network and password (the device does not support 5GHz network).
- Wait for the device to be connected, click “Next”.
- Finally, click the “Finish” button in the upper right corner to enter the feeding page.



- Set A Reasonable Feeding Time**

Feeding Settings: You can continuously set a daily feeding schedule for your pet.



Note:

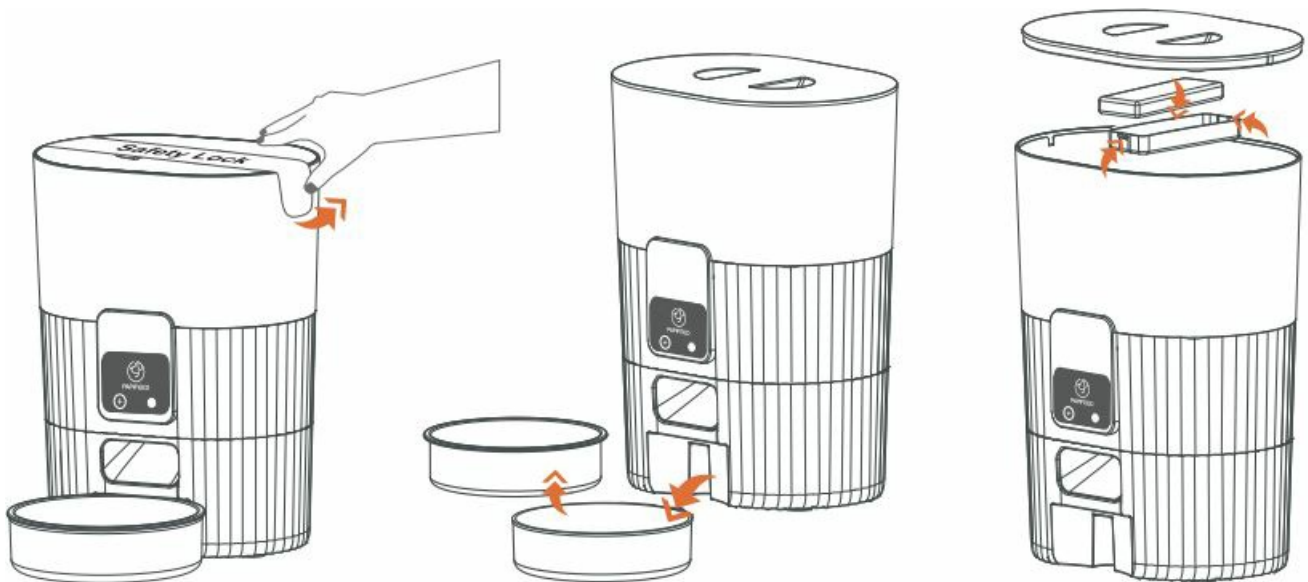
The function consumes a lot when battery powered, and the working time only lasts 20-24 hours, so it is more energy-saving to use dual power supply.

Troubleshooting Tips

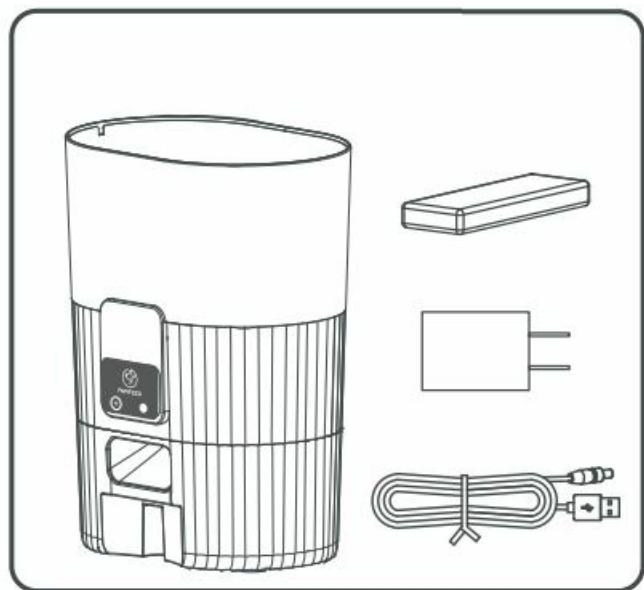
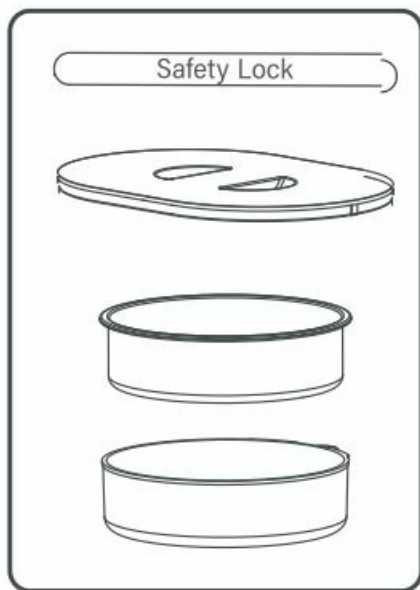
1. Please connect the external power supply before downloading the
2. Support 2.4GHz signal, not 5GHz signal.
3. The distance between feeder and home WiFi should not be too far, make sure both can be connected.



PRODUCT DISASSEMBLY AND CLEANING



Note: The stainless steel bowl and desiccant box can be removed for cleaning and the grain bin can be wiped down with a damp paper towel.



Q&A Trouble Shooting

Q:Why I can not connect to the WIFI

A:Please check if power supply has been connected, Then make sure you select the 2.4G instead of 5G WIFI. Then connect it again.

Q:Why feed on the APP but no food dispensing from the feeder

A:if the APP shows the feeding has been succeeded, but no food dispensing from the feeder.Firstly suggest to check if the food tank got enough food .Secondly if the impellers have been rotated normally.(You can Judge from the sound). Thirdly suggest to feed again for few more times to avoid the signal delay cause for the troubles. (Internet delay).

Q:Why I can not log-in my Smart life account

A:Firstly, please check if the feeder has been connected to the WiFi properly. Secondly,please check if the account has been occupied by others. Suggest to unload and Re-install the APP.

Q:Is it possible to set up a feeder schedule when the feeder is on battery power

A:When using only battery power, the automatic feeder can set a new feeding time schedule through the mobile app and can also distribute food remotely. So it is recommended to use dual power supply. (Dual power supply

can effectively prevent home power outage).

100% After Sales Service

We provide a **1-year** warranty for this appliance. Please email our support team at [service@papifeed.cn) if you have any questions, attach your order number and describe your problem in your email. We will get back to you within 24 hours.

Documents / Resources

	<p>PAPIFEED PF025 Automatic Cat Food Dispenser with APP [pdf] User Manual PF025 Automatic Cat Food Dispenser with APP, PF025, Automatic Cat Food Dispenser with AP P, Cat Food Dispenser with APP, Dispenser with APP</p>
---	---

References

- [User Manual](#)