



PAMRAY A4 47 Inch Computer Desk Small Spaces Desk Instruction Manual

[Home](#) » [PAMRAY](#) » PAMRAY A4 47 Inch Computer Desk Small Spaces Desk Instruction Manual



Contents

- [1 PAMRAY A4 47 Inch Computer Desk Small Spaces Desk](#)
- [2 ASSEMBLY INSTRUCTION](#)
- [3 Documents / Resources](#)
 - [3.1 References](#)
- [4 Related Posts](#)

PAMRAY

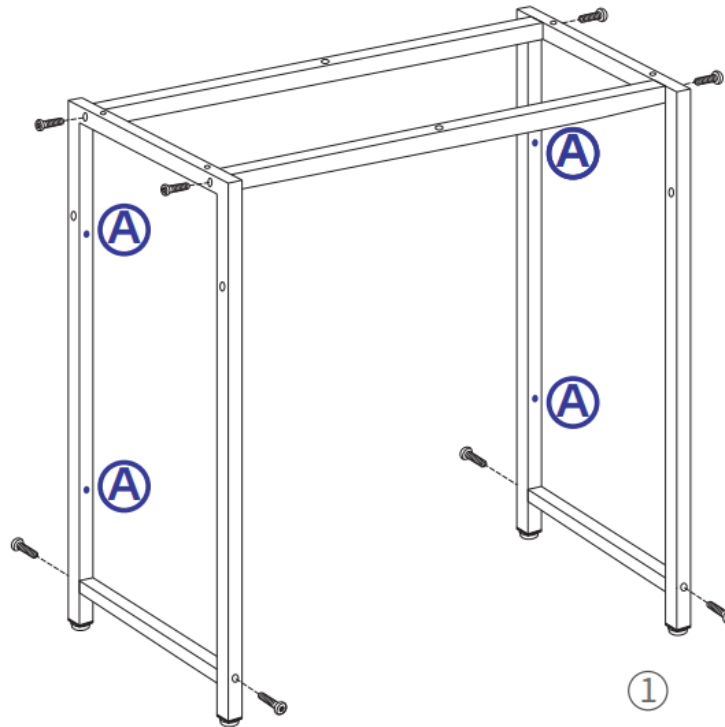
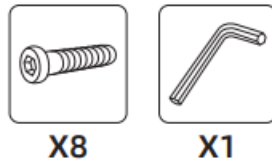
PAMRAY A4 47 Inch Computer Desk Small Spaces Desk



ASSEMBLY INSTRUCTION

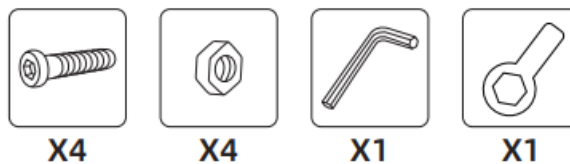
- **Attention**

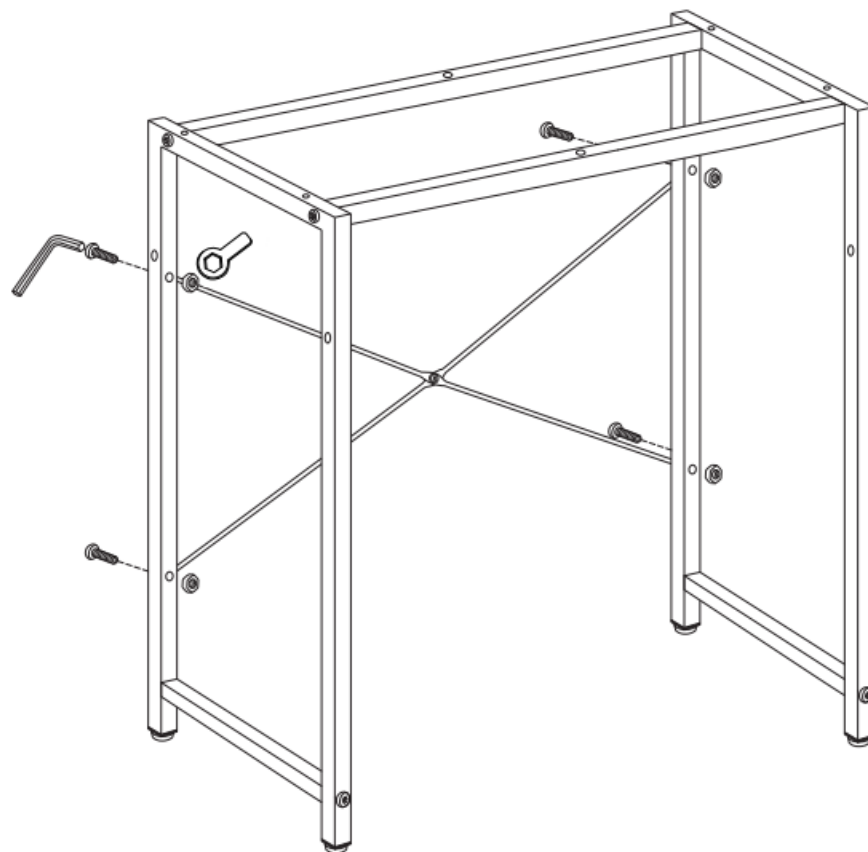
Please keep the holes (In the Middle Section of One Side) of the two “A” parts on the same side to facilitate the installation of the X-shape brace.



- **Attention**

Since the X-shape brace has two sides, when you feel not smooth during assembling, please flip to the other side and install again.

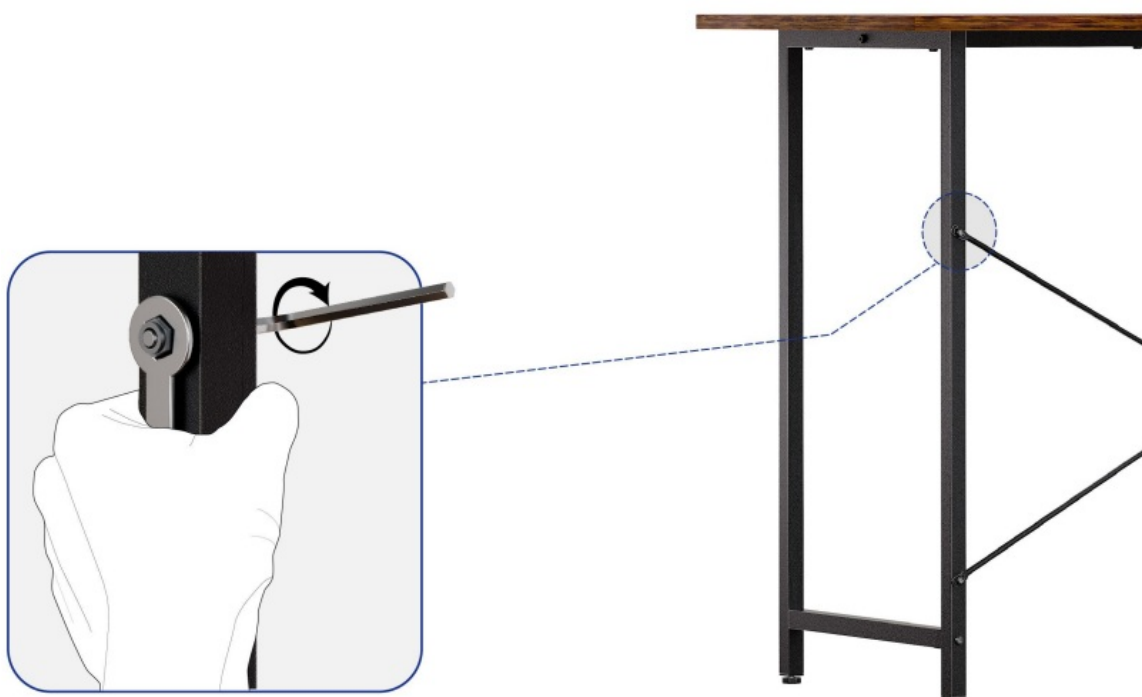




②

- **Damping nuts optimized the stability**

Attention: Please simultaneously use the wrench included in the package to hold the screw in place when tightening screws with a hexagonal screwdriver. Without this essential step, the screw will not be properly tightened.

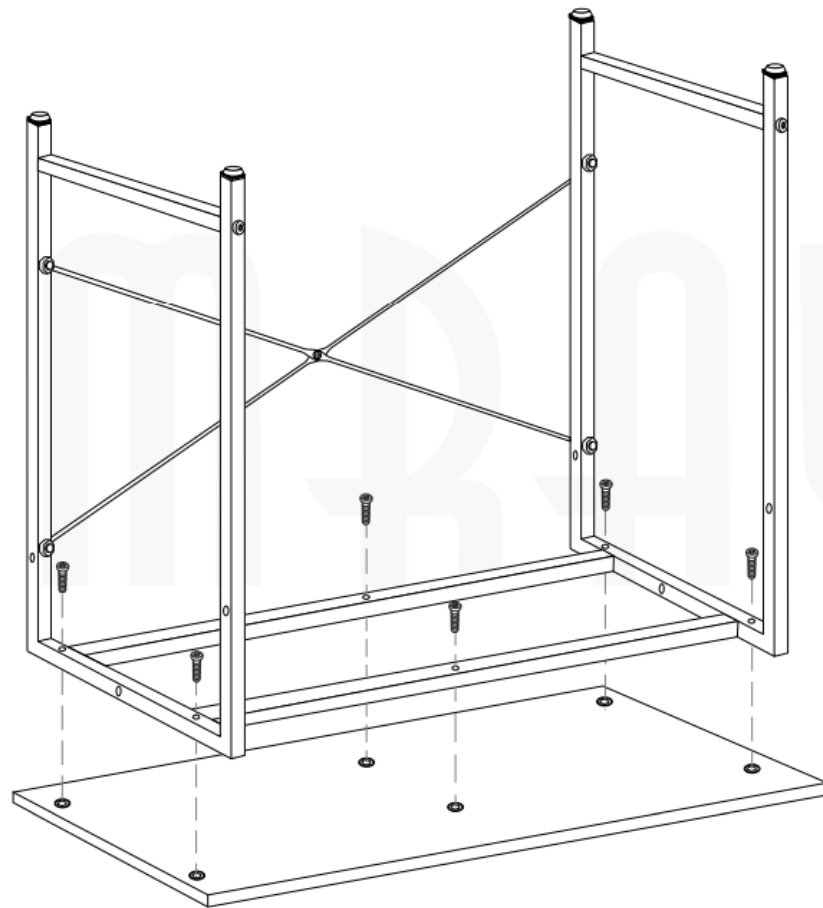




X6



X1



③



X4



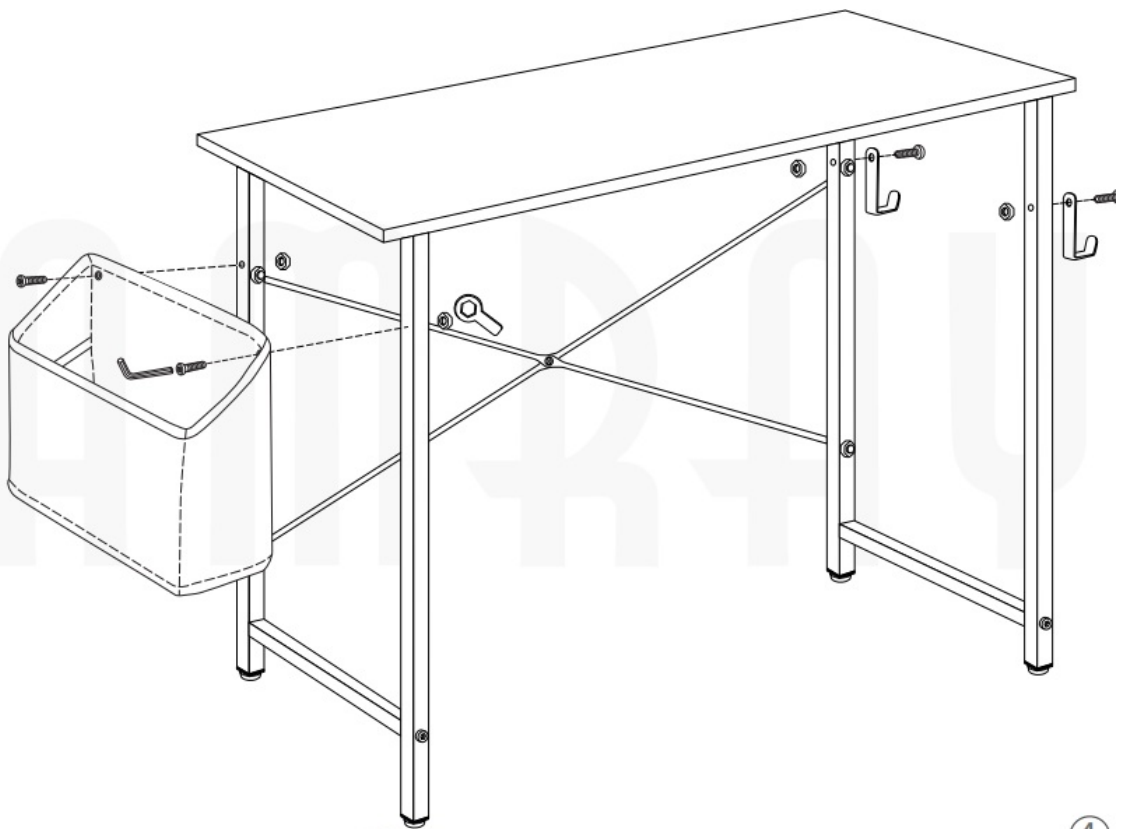
X4



X1



X1



④

Documents / Resources

	<p>PAMRAY A4 47 Inch Computer Desk Small Spaces Desk [pdf] Instruction Manual</p> <p>A4 47 Inch Computer Desk Small Spaces Desk, A4, 47 Inch Computer Desk Small Spaces Desk, Computer Desk Small Spaces Desk, Desk Small Spaces Desk, Small Spaces Desk, Spaces Desk</p>
---	---

References

- [User Manual](#)

[Manuals+.](#) [Privacy Policy](#)

This website is an independent publication and is neither affiliated with nor endorsed by any of the trademark owners. The "Bluetooth®" word mark and logos are registered trademarks owned by Bluetooth SIG, Inc. The "Wi-Fi®" word mark and logos are registered trademarks owned by the Wi-Fi Alliance. Any use of these marks on this website does not imply any affiliation with or endorsement.