



PAC LPA-E4 4 Channel Line-Output Converter Instruction Manual

[Home](#) » [PAC](#) » PAC LPA-E4 4 Channel Line-Output Converter Instruction Manual 

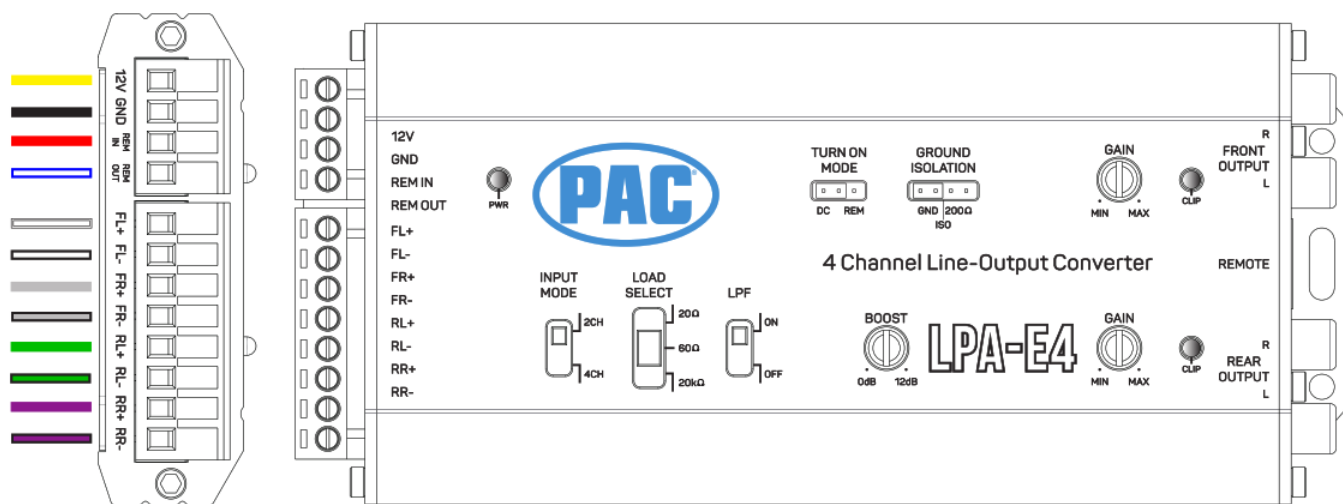


L'OC PRO[®]
ADVANCED
LPH Harness Instruction Guide

Contents

- [1 Wiring Connection Chart \(All Models\)](#)
- [2 Documents / Resources](#)
- [3 Related Posts](#)

Wiring Connection Chart (All Models)



MODELS:

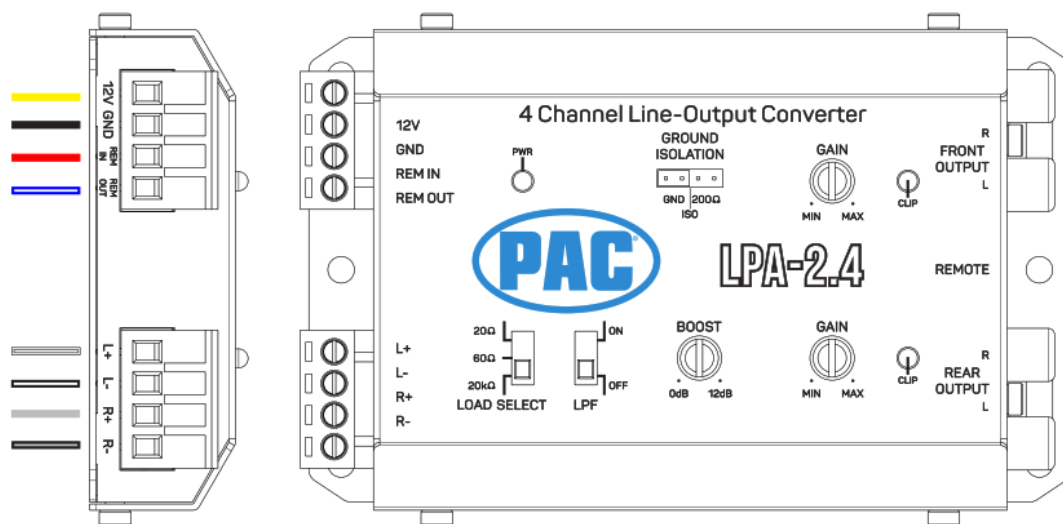
- LPA-E4
- LPA2.4 / LPA2.2
- LPA1.4 / LPA1.2

Important Note: This harness is provided with an inline fuse installed. Please remove prior to installation and reinsert once finished.

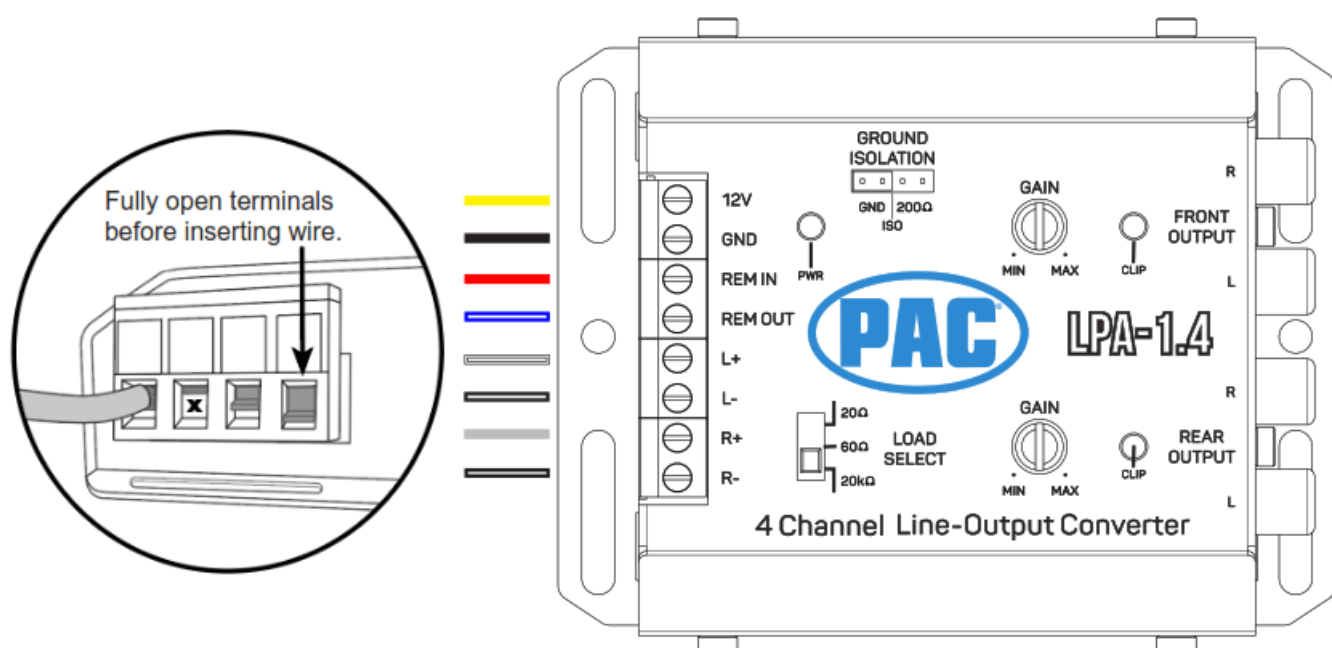
If your vehicle does not provide an ACC source your harness will not have a “RED” wire to connect.

It will use DC Offset to turn on as well as trigger the “REM OUT” on the LPA. On LPA-E4 there will be a jumper that you can move based on your application.

This harness is designed to work on OEM NON-AMPLIFIED systems. Connect the RED BUTT Connector to the aftermarket system turn on for your amplifiers.

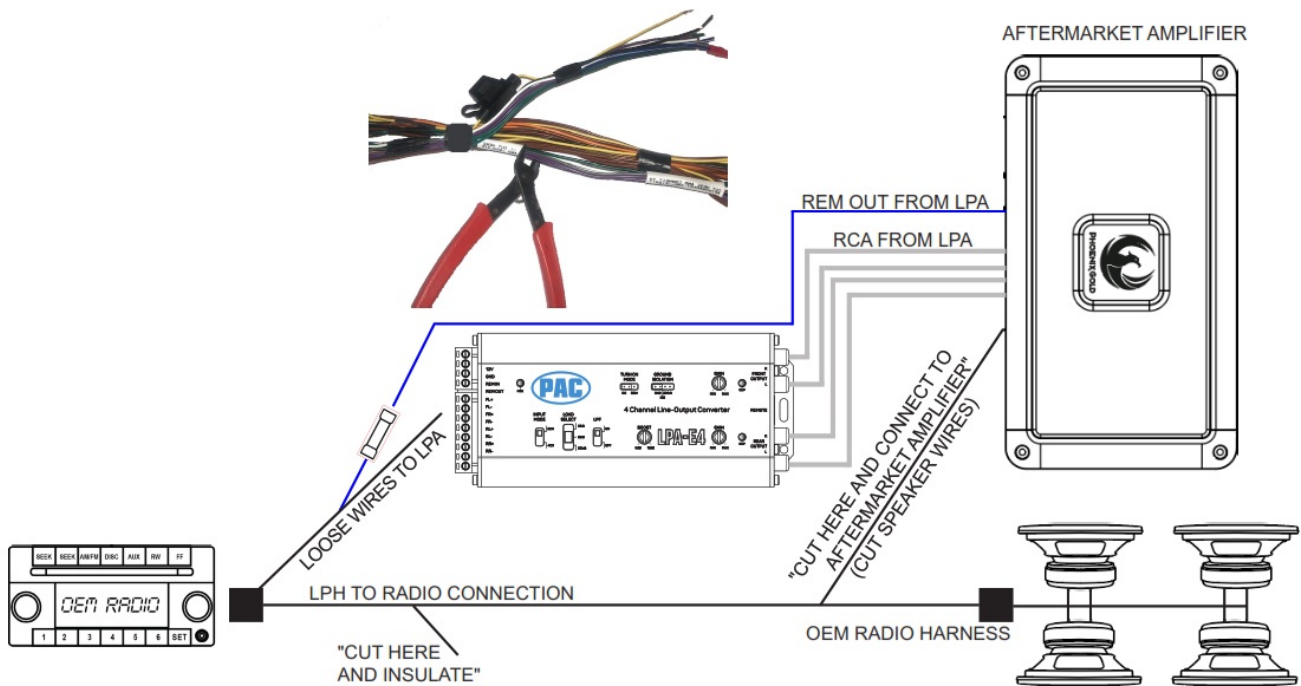


Wire Color	Function
Yellow	Constant 12V +
Black	Ground
Red	ACC / Rem Input
Blue/White	Amp Turn On +
White	Front Left ÷
White/Black	Front Left –
Gray	Front Right +
Gray/Black	Front Right –
Green	Rear Left +
Green/Black	Rear Left –
Purple	Rear Right +
Purple/Black	Rear Right –



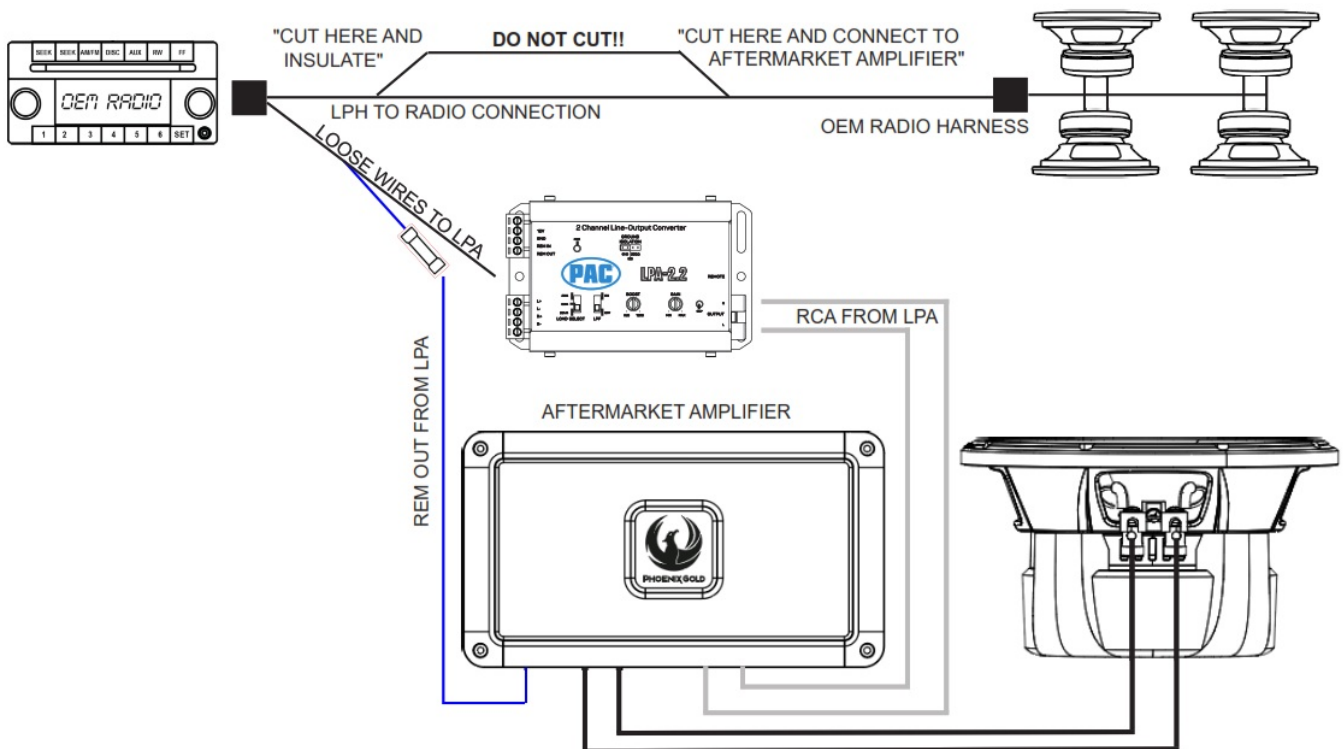
Example Installation – 4-Channel Amplifier – (HARNESS CUT REQUIRED)

- Cut the harness close as possible to the "CUT HERE AND INSULATE" label. You must insulate wires to prevent damage to OEM radio.
- The cut speaker wires will need to be connected to your aftermarket amplifier. (REFER TO LABEL ON HARNESS)
- Please refer to the chart on the first page for wiring your loose wires to your LPA.
- This harness is designed to work on OEM NON-AMPLIFIED systems.




Example Installation – Mono Amplifier – (HARNESS CUT NOT REQUIRED)

- If using a 2-Channel input LPA use the front speaker wires and insulate the remaining rear speaker wires.
- DO NOT CUT the speaker wires in between the “CUT HERE” Labels in order to keep the factory speakers functional.
- This harness is designed to work on OEM NON-AMPLIFIED systems.



Documents / Resources



[PAC LPA-E4 4 Channel Line-Output Converter](#) [pdf] Instruction Manual

LPA-E4 4 Channel Line-Output Converter, LPA-E4, 4 Channel Line-Output Converter

[Manuals+](#)