



P S CS8375 3P4W Flanged Inlet Instructions

[Home](#) » [P S](#) » P S CS8375 3P4W Flanged Inlet Instructions 

Contents

- [1 P S CS8375 3P4W Flanged Inlet](#)
- [2 WIRING INSTRUCTIONS](#)
- [3 PASS & SEYMOUR](#)
- [4 Documents / Resources](#)
 - [4.1 References](#)



P S CS8375 3P4W Flanged Inlet

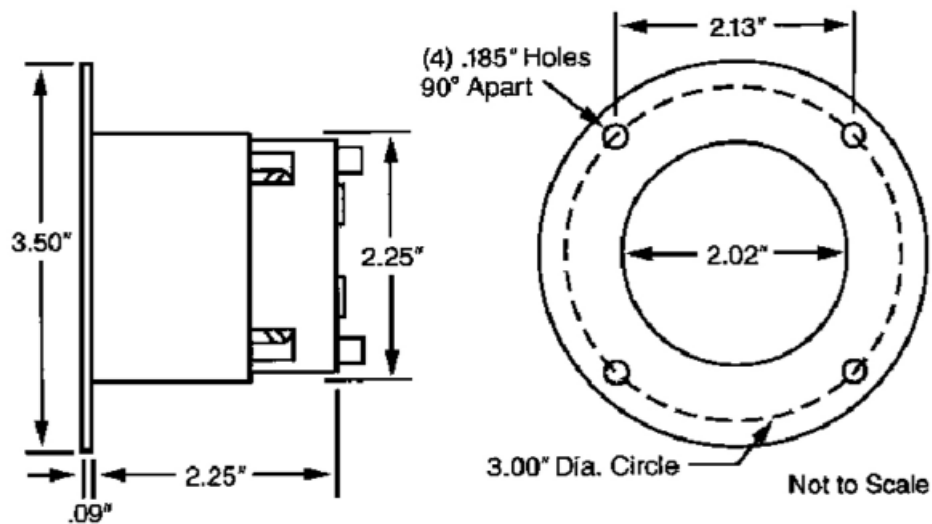


WIRING INSTRUCTIONS

50 AMPERE FLANGED INLET WIRING INSTRUCTIONS











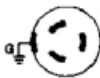
WARNING: To prevent electrocution, make sure power is off, and cannot be turned back on while installing the inlet.

- Inlets must be installed by a qualified electrician.
- Failure to comply with the following instructions could cause an electrical failure or fire.
- Make sure the inlet has the proper electrical rating for the system on which it is being installed.
- Wire size and type must comply with appropriate local electrical codes. The intent is designed for #10 through #4 AWG.
- Strip the wire insulation 5/8".
- Use copper wire only. Make sure the wire is clean, and a bright copper colour.
- Do not solder the ends of the wire.
- Insert each wire into the appropriate wire terminal. Make sure there is no wire insulation in any terminal, and tighten the terminal screws to 25 inch-pounds torque.




PASS & SEYMOUR

PASS & SEYMOUR 50A. WIRING DEVICES

CONFIGURATION	ELEC. RATING	PLUG	CONNECTOR	INLET	RECEPTACLE
	2-POLE 3-WIRE 125V	CR6361	CR6360	CR6377	CR6370
	2-POLE 3-WIRE 125V	CS6361	CS6360	CS6377	CS6370
	2-POLE 3-WIRE 250V	CS8265	CS8264	CS8275	CS8269
	2-POLE 3-WIRE 480VAC	CS8465	CS8464	CS8475	CS8469
	3-POLE 4-WIRE 125/250V	CR6365	CR6364	CR6375	CR6369
	3-POLE 4-WIRE 125/250V	CS6365	CS6364	CS6375	CS6369
	3-POLE 4-WIRE 3 ϕ , 250V	CS8365	CS8364	CS8375	CS8369
	3-POLE 4-WIRE 3 ϕ , 480V	CS8165	CS8164	CS8175	CS8169
	2-POLE 3-WIRE 250VDC; 600VAC	3763-M	3762	3777	3771
	3-POLE 4-WIRE 250VDC; 600VAC	3765	3764	3775	3769
	3-POLE 4-WIRE 250VDC; 600VAC	7765 *	7764 *	7958 *	NOT AVAILABLE

THE DEVICES ARE FOR REPLACEMENT USE ONLY IN EXISTING INSTALLATIONS WE RECOMMEND THAT THEY NOT BE USED IN NEW INSTALLATIONS.

Documents / Resources



[P S CS8375 3P4W Flanged Inlet \[pdf\] Instructions](#)

CS8375 3P4W Flanged Inlet, CS8375, 3P4W Flanged Inlet, Flanged Inlet, Inlet

References

- User Manual