




**CI60V 24 Inch  
Built In 4 Zone  
Induction  
Cooktop**



## **P C CI60V 24 Inch Built In 4 Zone Induction Cooktop Owner's Manual**

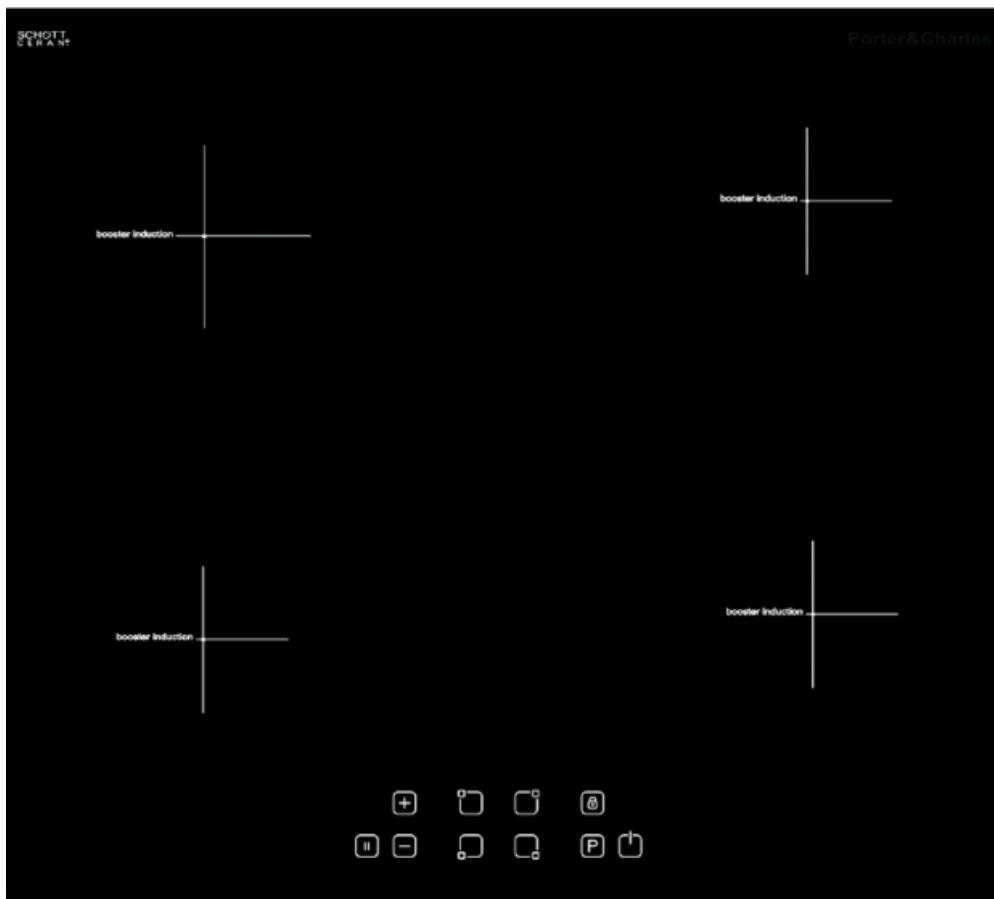
[Home](#) » [P C](#) » **P C CI60V 24 Inch Built In 4 Zone Induction Cooktop Owner's Manual**

### **Contents**

- [1 P C CI60V 24 Inch Built In 4 Zone Induction Cooktop](#)
- [2 AVAILABLE FINISHES / COLOUR OPTIONS](#)
- [3 KEY FEATURES](#)
- [4 WARRANTY INFORMATION](#)
- [5 Documents / Resources](#)
  - [5.1 References](#)
- [6 Related Posts](#)



**P C CI60V 24 Inch Built In 4 Zone Induction Cooktop**



## AVAILABLE FINISHES / COLOUR OPTIONS

### CI60V

Black Ceramic Glass with Stainless Steel Side Edges and beveled front/back

## KEY FEATURES

### Black Ceramic Glass Surface

P&C cooktops are designed to be scratch-resistant and effortless to clean, these cooktops offer a seamless aesthetic that contributes to a clean, modern kitchen ambiance. The minimalist design enhances the overall appeal, complementing any kitchen decor with its contemporary style.

### Induction Zones

Electromagnetic heating technology where heat is generated inside your cookware, ensures a more efficient process with less energy waste, faster heating, and a safer cooking experience

### Precise Control

P&C cooktops feature user-friendly touch controls with LED indicators that are practical and allow for precise temperature settings.

### Power Levels With Power Boost

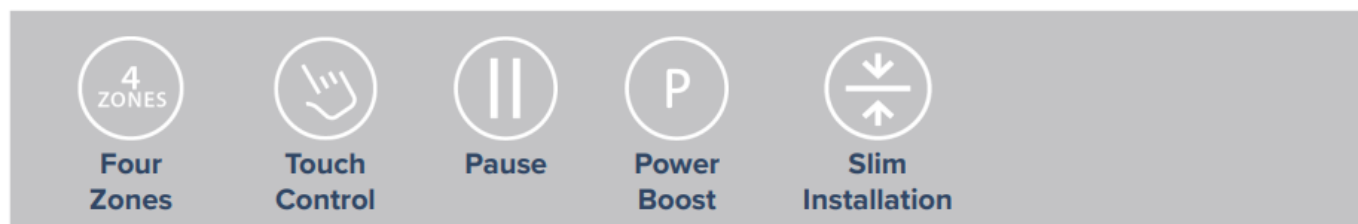
This cooktop offers nine power levels for each zone and a Power Boost to add even more power that speeds up the cooking process.

### Residual Heat Indicators

When the cooking zone is not cool enough to touch safely, the residual heat indicators warn you with a visible red indicator on the cooktop surface.

### Automatic Shutoff

If a cooking zone is in use for a certain period with no changes to the control setting, the burner will automatically turn off to prevent unsupervised heating.



## GENERAL PROPERTIES

- Type Induction Cooktop
- Cooking Surface Black ceramic glass surface
- Cooktop Frame Stainless steel side edges, beveled front and back
- Number of Elements 4 Induction cooking elements
- Shallow Depth Installation Allows for easy installation over drawers or ovens

## CONTROLS

- Type Electronic touch controls
- Location Front center

## FEATURES

- Power Levels 9 with Power Boost
- Control Panel Smooth touch / LED display
- Quick Heating Elements Yes
- Automatic Shut-Off Yes
- Pause Function Yes
- Count Down Timer Yes
- Hot Surface Indicator Radiant heat indicators
- Child Lock Yes

## ELEMENT PERFORMANCE

- Front Left Element 1,400W / Power Boost: 1,800W
- Back Left Element 2,100W / Power Boost: 2,500W
- Back Right Element 1,400W / Power Boost: 1,800W
- Front Right Element 2,100W / Power Boost: 2,500W

## ELEMENT SIZE

- Dimensions of Front Left Element 65/16" (160mm)
- Dimensions of Back Left Element 77/8" (200mm)
- Dimensions of Back Right Element 65/16" (160mm)

- Dimensions of Front Right Element 77/8" (200mm)

## TECHNICAL DETAILS

- Electrical Supply 208-240 V / 60Hz / 7400W
- Max. Amp Load 40 Amp
- Power Cord \*Supplied with a 5ft electrical cable and must be hardwired

## PRODUCT DIMENSIONS

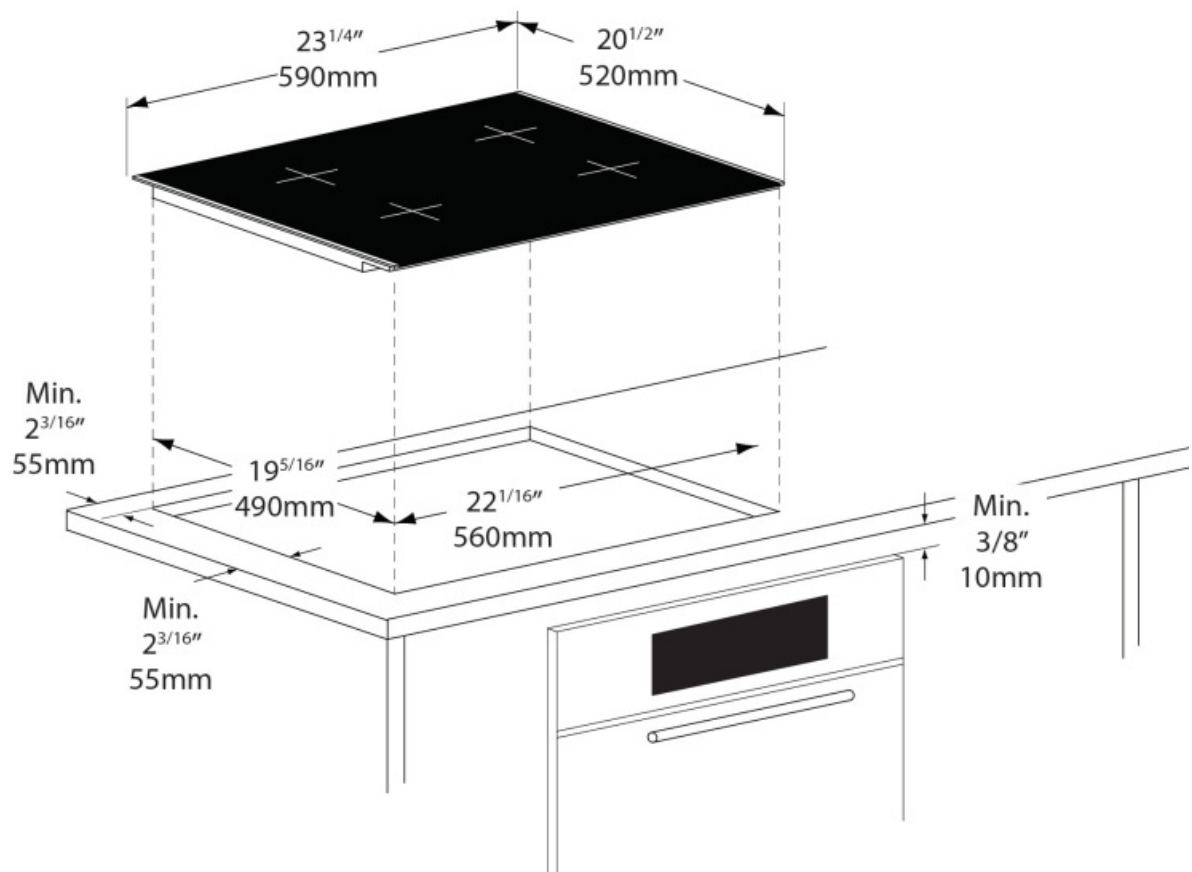
- Width (In/mm) 231/4" (590mm)
- Height (In/mm) 23/16" (56mm)
- Depth (In/mm) 201/2" (520mm)

## CUT OUT DIMENSIONS

- Width (In/mm) 221/16" (560mm)
- Height (In/mm) min. 31/8" (80mm)
- Depth (In/mm) 195/16" (490mm)

## PRODUCT DIMENSIONS – W / H / D (INCH/MM)

- 231/4" / 23/16" / 201/2"
- 590mm / 56mm / 520mm

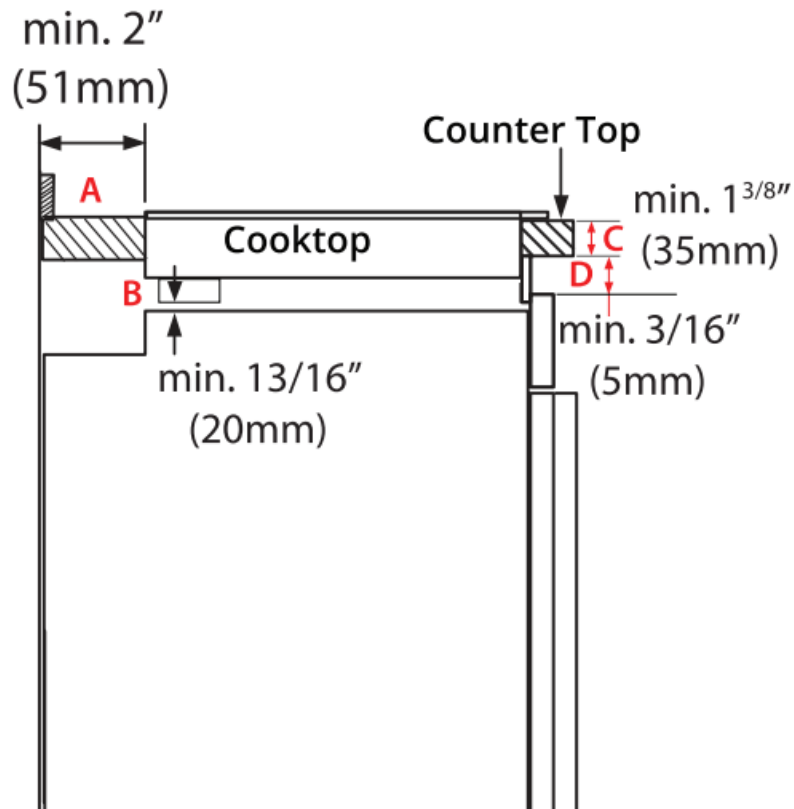


## NOTE

- Minimum distance from the cooktop cut-out to the wall: 23/16" (55mm)
- Minimum distance from the cooktop cut-out to the side wall: 23/16" (55mm)
- Min. Distance between the surface of the cooktop and the underside of the exhaust hood: 30" (762mm)

## CUT OUT DIMENSIONS – W / H / D (INCH/MM)

- 22 1/16" / min. 3 1/8" / 19 5/16"
- 560 mm/min. 80mm / 490mm



## NOTE

- 2" (51mm) Rear wall clearance is required. There must be a minimum of 13/16" (20mm) of space between the bottom of the cooktop and the oven to allow air to flow.
- Allow for a minimum of 1 3/8" (35mm) from the countertop front edge to the edge of the cutout.
- A minimum of 3/16" (5mm) is required for the vent opening. If there is insufficient airflow, the appliance's life span will be shortened.

## RECOMMENDED CABINET MINIMUM CLEARANCE



## FOR PARTS & SERVICE

Euro-Parts & Service 39822 Belgrave Road, Belgrave, ON. N0G 1E0 1 866 722 2262

[www.euro-parts.ca](http://www.euro-parts.ca) [parts@euro-parts.ca](mailto:parts@euro-parts.ca) [service@euro-parts.ca](mailto:service@euro-parts.ca)

Porter & Charles appliances are imported and distributed in North America by Euro-Line Appliances Inc. For more information, please visit one of our showrooms or [www.ela.ca](http://www.ela.ca)

## EURO-LINE APPLIANCES INC.

871 Cranberry Court, Oakville, ON

L6L 6J7 Canada

905.829.3980

1-800.421.6332

[info@ela.ca](mailto:info@ela.ca)

## EURO-LINE APPLIANCES INC.

101-1014 Homer Street, Vancouver, BC


V6B 2W9, Canada

604.235.3980

1-855.ELA.WEST (352.9378)

[infowest@ela.ca](mailto:infowest@ela.ca)

## Documents / Resources



[P C CI60V 24 Inch Built In 4 Zone Induction Cooktop](#) [pdf] Owner's Manual

CI60V 24 Inch Built In 4 Zone Induction Cooktop, CI60V, 24 Inch Built In 4 Zone Induction Cooktop, Zone Induction Cooktop, Induction Cooktop, Cooktop

## References

- [Euro-Parts Canada | After Sales Service for Residential Appliance Brands](#)
- [User Manual](#)

[Manuals+](#), [Privacy Policy](#)

This website is an independent publication and is neither affiliated with nor endorsed by any of the trademark owners. The "Bluetooth®" word mark and logos are registered trademarks owned by Bluetooth SIG, Inc. The "Wi-Fi®" word mark and logos are registered trademarks owned by the Wi-Fi Alliance. Any use of these marks on this website does not imply any affiliation with or endorsement.