



# OYEALOX CDB-W Portable Charger User Manual

[Home](#) » [OYEALOX](#) » OYEALOX CDB-W Portable Charger User Manual 

## OYEALOX CDB-W Portable Charger User Manual



### Contents

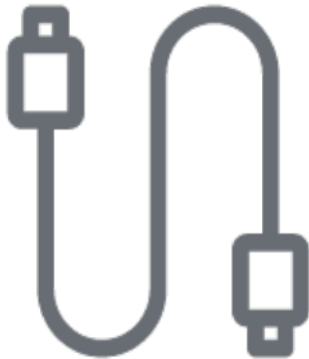
- [1 Packing list](#)
- [2 Packing contact](#)
- [3 Product Introduction](#)
- [4 Product parameters](#)
- [5 Technical specification](#)
- [6 About Charging](#)
- [7 How to charge your device](#)
- [8 Applicable devices](#)
- [9 Important Safety Instructions](#)
- [10 Warranty and after-sales service:](#)
- [11 Documents / Resources](#)
  - [11.1 References](#)
- [12 Related Posts](#)

### Packing list

- Portable charger



- Micro USB cable



- User manual



## **Packing contact**

- Power Bank×1
- User Manual×1
- Micro USB cable

## **Product Introduction**

1. Power Button
2. wireless for iphone
3. Micro Output
4. Type-C port Output/Input
5. iphone port Output
6. USB-A port Output



#### **\* Notice**

#### **Instruction**

Please use the USB cable and charger that matches your phone or other digital products.

**Remark:** If you don't use the cable or charger as the instruction indicated, we won't take the responsibility for any possible deletion of the telephony information store, when you are using our power bank with flashlight.)

\* To ensure the stability, please use the standard 5V1A charger.

\*This product use Micro USB input port to charge itself and use the USB output port to charge the devices that is connected to the product.

\*Electric energy will be consumed during charging/ discharging. Slight heating is normal.

\*Please store the product in a cool and day place. If it is not to be used in a long time, please fully. charge the power bank once every six months.

\*One Micro USB cable is attached inside. I t can charge oover 95%of the phones in the market. (Note: some products are not applicable.)

#### **Product parameters**



- **PRODUCT MODEL:**CDB-W
- **PRODUCT NAME:** WIRELESS POWER CHARGER
- **PRODUCT COLOR:**



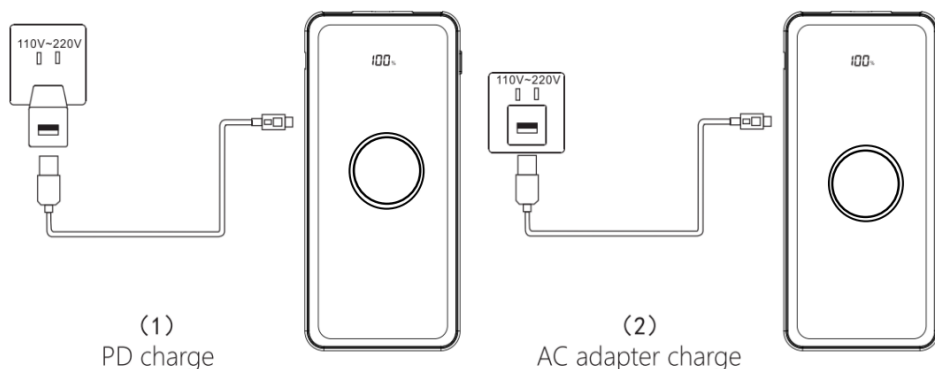
- **PRODUCT FEATURES:** GO OUT WITHOUT A LINE
- **PRODUCT MATERIAL:** FACE SHELL SAND TEXTURE BOTTOM SHELL CLOTH TEXTURE
- **PRODUCT FEATURES:** TWO OUTPUTS TWO INPUTS + WIRELESS CHARGING COMES WITH SHARED QUAD CABLE

## Technical specification

- Name : power bank with cables
  - Model: CDB-W
  - Output mode: Wireless + 2 USB + 3 Cables
  - Output Power: 5V/2.1A
  - Input mode: Micro/Type-C/USB Cable
  - Input Power: 5V/2A
  - Color: Black/Green/White
  - Volume:5.6inch\*2.7inch\*0.7inch
  - Weight: 0.94lb
  - Capacity : 15800mah/25800mah
  - Temperature range:0°C-40°C
- Time to fully charge the cell: It costs 10 hours when in 5V-0.5A  
It costs 8 hours when in 5V-1A

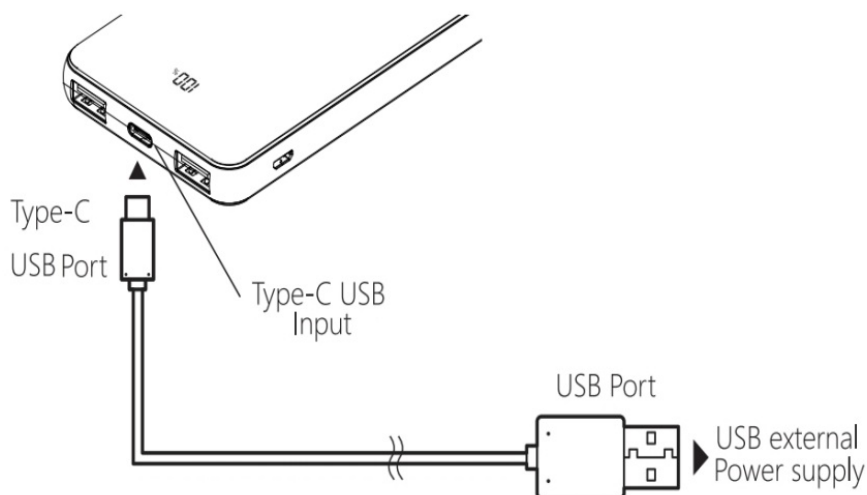
## Remark:

1. Because of the conversion rate of the power bank , the real capacity of the power bank isn't equal to the charging capacity.
2. The specification and outer appearance of our product can change at anytime because of improvement.
3. Power bank with flashlight all uses high capacity Li-ion cell, you can safely use it with its high quality.



## About Charging

1. How to Charge this product:
  - Plug the Type-C port of our included charging cable into the Type-C USB input port of the power bank.
2. Plug the otherend of ourincluded charging cable(the USB port)into AC adapter orinto a power supply device with a USB jack like PC.
3. When charging,the LED lights up and the LED digital display indicates the battery level.
4. When the LED digital display shows"100%",the battery is fully charged.
5. When charging is complete, remove the power bank from the USB external power supply.



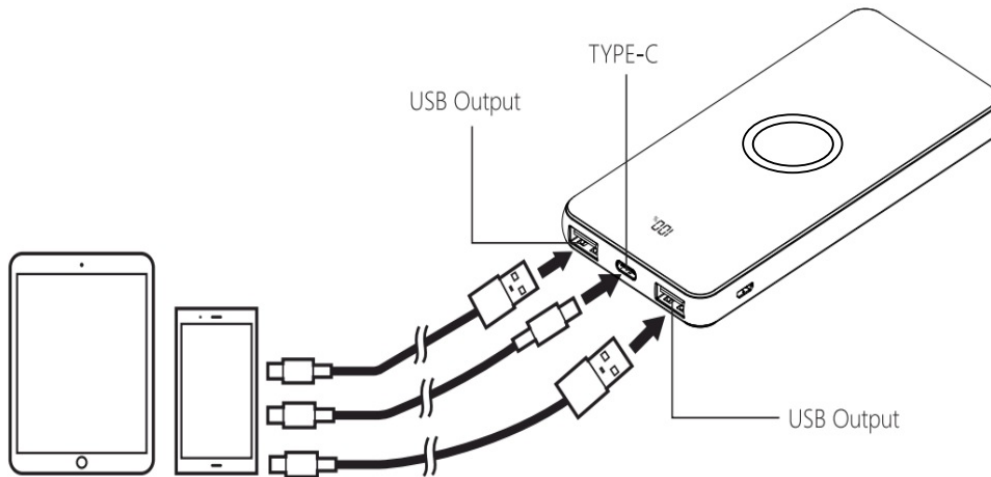
LED Digital Display	0      > 100
AC adapter DC 5V / 2A or more	3-4 hours

## How to charge your device

The power bank has a Built-in USB input cable and Micro /Type-C input ports that can fully refill the battery itself in 8-10 hrs at 5V/2.0A, If you are using a lowpower charging method, the charging time will be extended. (We have

included a Micro cable for you in the box.)

- When the connection is disconnected,the power of this product is automatically turned off.
- Although this product uses the USB terminal,it does not guarantee all products can be charged by USB.
- Depending on the combination of devices,it may not be possible to charge two device at the same time.In that case,please charge them separately.
- Charging may not start when your device is close to full charge.
- Output current may be limited when the battery level of this product



## Applicable devices

iPhone 15/15 Plus/15 Pro/15 Pro Max/iPhone 14 Pro Max,iPhone 14 Pro,iPhone 14 Plus,iPhone 14 ,iPhoneSE3,iPhone13 Pro max,iPhone13 Pro, iPhone13,iPhone13 mini,iPhone12 Pro max, iPhone12 Pro,iPhone12,iPhone12 mini,iPhoneSE2, iPhone11 Pro max,iPhone11 Pro,iPhone11,iPhone XR,iPhone XS Max,iPhone 8 Plus,iPhone 8,iPhone 7 plus,iPhone 7,iPhone SE,iPhone 6s plus, iPhone 6s,iPhone 6 plus,iPhone 6,iPhone 5/5S/ SE/5C. iPad tablet, AirPods, iPod... Samsung Galaxy S23 Ultra,Galaxy S23+,Galaxy S22,Galaxy S22 Ultra,Galaxy S22+,Galaxy S22,Galaxy S21 Ultra,Galaxy S21+,Galaxy S21,S20 Ultra,Galaxy S20+,Galaxy S20,Galaxy S10e/ S10+/ S10/ S9+/S9 /S8+/S8/S7/S7 edge/S6 edge+/S6 edge/S6/S5/S4. Samsung Galaxy Note series, Samsung Galaxy Fold series, Samsung Galaxy A series, Samsung W series,Samsung Z series... Huawei, Xiaomi, OPPO, vivo, Meizu, Lenovo, ZTE, Nokia, SONY, LG, HTC, Motorola, Nubia, Google Pixel, Lumia, OnePlus... MP3 Player, Smartwatch, Headphone, Speaker, Laptops...

## Important Safety Instructions

1. Store product in a cool and dry place.
2. Do not store the product in hot or humid environments.
3. Do not dispose of the product in heat or fire.
4. Do not clean the product with harmful chemicals or detergents.
5. Please store it out of the reach of little children.
6. Misuse, dropping,or excessive force may cause product damage.
7. Using a power supply or charger that is not recommended or sold by the product manufacturer may result in a risk of fire or personal injury.
8. Do not use connectors once the terminals are bent.
9. When connecting the connector, check the insertion direction and insert the connector directly.

## Warranty and after-sales service:

The warranty period is 3 months from the date of purchase.


If there are any questions that are not answered in the manual ,please check the product description on Amazon or contact our store.

### customer service team any time:

1. Go to the Amazon website and log into your account.
2. Click on the “Orders” button located on the top right corner of the screen.
3. Locate the order that you need help with and click on “Contact Seller” button.
4. Choose the reason for your inquiry from the drop -down menu and provide a description of your issue.
5. Click on the “Send” button to submit your message to us.

Please describe your problem as much detail as possible in your email, which will help us have a clearer understanding of your problem, and provide you with the fastest and best solution.

## Documents / Resources

	<p><a href="#">OYEALEX CDB-W Portable Charger</a> [pdf] User Manual CDB-W Portable Charger, CDB-W, Portable Charger, Charger</p>
---	--

## References

- [User Manual](#)

### Manuals+. [Privacy Policy](#)

This website is an independent publication and is neither affiliated with nor endorsed by any of the trademark owners. The "Bluetooth®" word mark and logos are registered trademarks owned by Bluetooth SIG, Inc. The "Wi-Fi®" word mark and logos are registered trademarks owned by the Wi-Fi Alliance. Any use of these marks on this website does not imply any affiliation with or endorsement.