



OWI AMP-BTVC Bluetooth Amp Volume Control Instruction Manual

[Home](#) » [owi](#) » OWI AMP-BTVC Bluetooth Amp Volume Control Instruction Manual 



Model AMP-BTVC
Bluetooth Volume CONTROL by OWI
Installation Instructions



Technical Support: 310-515-1900

Contents

- [1 AMP-BTVC Bluetooth Amp Volume Control](#)
- [2 IMPORTANT SAFETY INSTRUCTIONS](#)
- [3 Introduction:](#)
- [4 LIMITED WARRANTY](#)
- [5 Documents / Resources](#)
 - [5.1 References](#)
- [6 Related Posts](#)

AMP-BTVC Bluetooth Amp Volume Control

CAUTION

RISK OF ELECTRIC SHOCK DO NOT OPEN

CAUTION: TO REDUCE THE RISK OF ELECTRIC SHOCK DO NOT REMOVE COVER (OR BACK)

NO USER-SERVICEABLE PARTS INSIDE REFER SERVICING TO QUALIFIED PERSONNEL



The lightning flash with arrowhead symbol within an equilateral triangle is intended to alert the user to the presence of uninsulated “dangerous voltage” within the product’s enclosure that may be of sufficient magnitude to constitute a risk of electric shock to persons.



The exclamation point within an equilateral triangle is intended to alert the user of the presence of important operating and maintenance (servicing) instructions in the literature accompanying the appliance.

The apparatus shall not be exposed to dripping or splashing and that no objects filled with liquids, such as vases, shall be placed on the apparatus.

IMPORTANT SAFETY INSTRUCTIONS

1. Read these instructions – All the safety and operation instructions should be read before this OWI product is

operated.

2. Keep these instructions – The safety and operating instructions should be kept for future reference.
3. Heed all warnings – All warnings on this product and in these operating instructions should be followed.
4. Follow all instructions – All operating and other instructions should be followed.
5. Do not use this apparatus near water – for example, near a bathtub, washbowl, kitchen sink, laundry tub, in a wet basement, near a swimming pool, swamp or salivating St. Bernard dog, etc.
6. Clean only with dry cloth.
7. Do not block any ventilation openings. Install in accordance with the manufacturer's instructions. – This OWI product should be situated so that its location or position does not interfere with its proper ventilation. For example, the Component should not be situated on a bed, sofa, rug, or similar surface that may block any ventilation openings, or placed in a built-in installation such as a bookcase or cabinet that may impede the flow of air through ventilation openings.
8. Do not install near any heat sources such as radiators, heat registers, stoves or other apparatus (including amplifiers) that produce heat.
9. Do not defeat the safety purpose of the polarized or grounding-type plug. A polarized plug has two blades with one wider than the other. A grounding type plug has two blades and a third grounding prong. The wider blade or the third prong are provided for your safety. If the provided plug does not fit into your outlet, consult an electrician for replacement of the obsolete outlet.
10. Protect the power cord from being walked on or pinched particularly at plugs, convenience receptacles, and the point where they exit the apparatus.
11. Only use attachment/accessories specified by the manufactures.
12. Use only with the cart, stand, tripod, bracket or table specified by the manufacturer, or sold with the apparatus. When a cart is used, use caution when moving the cart/apparatus combination to avoid injury from tip-over.
13. Unplug this apparatus during lightning storms or when unused for long periods of time.
14. Refer all servicing to qualified service personnel. Servicing is required when the apparatus has been damaged in any way, such as power-supply cord or plug is damaged, liquid has been spilled or objects have fallen into the apparatus, the apparatus has been exposed to rain or moisture, does not operate normally, or has been dropped. The user should not attempt to service this OWI product beyond those means described in this operating manual. All other servicing should be referred to the OWI Service Department.
15. To reduce the risk of fire or electric shock, do not expose this apparatus to rain or moisture.
16. To prevent electric shock, do not use this polarized plug with an extension cord, receptacle or other outlet unless the blades can be fully inserted to prevent blade exposure. Exposure to extremely high noise levels may cause permanent hearing loss.

Individuals vary considerably in susceptibility to noise-induced hearing loss, but nearly everyone will lose some hearing if exposed to sufficiently intense noise for a period of time. The U.S. Government's Occupational Safety and Health

Administration (OSHA) has specified the permissible noise level exposures shown in the following chart.

According to OSHA, any exposure in excess of these permissible limits could result in some hearing loss. To ensure against potentially dangerous exposure to high sound pressure levels, it is recommended that all persons exposed to equipment capable of producing high sound pressure levels use hearing protectors while the equipment is in operation. Ear plugs or protectors in the ear canals or over the ears must be worn when operating the equipment in order to prevent a permanent hearing loss if exposure is in excess of the limits set forth here.

17. OWI recommends that this apparatus is to be placed on a switched power outlet, one that switches both sides of the line and has contact separation of at least 3mm.

AMP-BTVC carton includes the following items:

One (1) each AMP-BTVC

One (1) each 15V DC, Level V, UL Listed Power Supply

Two (2) each 6:32 Truss head screws

Introduction:

Congratulations on purchasing the Bluetooth Volume Control AMP-BTVC by OWI.

A single gang electrical box volume control, the AMP-BTVC will Bluetooth and line level receptions and single attenuation.

Specifications:

One Gang Electrical box,

Power	15 Volts DC
Current	170 mils
Voltage Levels	Line (-14 to +4dBm)
Outputs	Two (2)
Output Types	Balanced on Euro Block, RJ45 for OWI Amplified speakers only
Input types	1 ea. Front panel 3.5mm stereo Jacks
Input Control	Input # Bluetooth – Wireless Input # 1 – 3.5mm stereo Jack Bluetooth – Wireless

Cat 5 output is a RJ45 Jack which has a volume control for its own main level

The RJ45 connector allows for a quick hook up for Output and power are all hooked up with a single 8 pin connector. Looking at the RJ45 from the left is pins –



Bluetooth Setup, Connection, and Pairing

Bluetooth SETUP to your device:


1. Push and hold pairing button for 3 seconds to wake up the Bluetooth module. The light will start flashing
2. Push/Tap the pairing button once again quickly – now the module is in pairing mode (fast blinks)
3. Use your device to search for (OWI BTVC) and connect.
4. The PAIRING CODE IS – 2882

Re-connect the device to the OWI BTVC:

1. Push and hold pairing button for 3 seconds to wake up the Bluetooth module
2. search for (OWI BLUETOOTH) on your device and connect.

Connections:

1. Power from the PS15VDCAL35 is connected to the +/- connector. When connected to an OWI amplified speaker with power connected at the speaker. The power can be transferred via the CAT5 cable connected at the RJ45 connector (only works with OWI equipment as indicated).
2. Signal and power can be sent via the CAT5 cable an OWI amplified speaker model #'s AMPHD2SIC6 or AMP-CAT
3. Balanced line level output connects positive to the Input (+), negative to input (-), and shield (ground) to either or both of the (s) terminals to send both the line level signal from the jack on the front of the plate or the Bluetooth signal to any line level input.



LIMITED WARRANTY

1. The Media Control MC4 series has been thoroughly tested and inspected at the factory. It is warranted for one (1) year from date of purchase.
IT IS THE OWNERS' RESPONSIBILITY TO ESTABLISH THE DATE OF PURCHASE BY ACCEPTABLE EVIDENCE AT TIME SERVICE IS SOUGHT.
2. Any unit, which in the judgment of OWI INC. is defective or develops defects under normal use will be replaced or repaired without cost within the warranty period.
3. This warranty will be considered void if unit has been dropped, misused, abused, altered in any manner, overdriven with excessive amplification exceeding manufacturer's specification, improperly serviced or accidental damage.
4. OWI Inc. shall have no liability whatsoever for consequential damage. The sole responsibility and discretion of OWI Inc. under this warranty shall be limited to the repair of the product or replacement thereof.
5. IMPORTANT: This warranty is void unless the attached card is completed and mailed to OWI Inc. within 10 days following the date of purchase. Units must be sent to OWI Inc. or to the dealer where purchased.

OWI INCORPORATED 17141 Kings view Ave Carson, CA 90746

Date Purchased: _____

Model Number: _____

Serial Number: _____

(Keep this part for your record)

Model Number: _____

Model Name: _____

Serial No. _____

Date of Purchase: Month: _____ Day _____ Year _____

Owner's Name: _____

Address: _____

City: _____ State _____ Zip _____

Dealer's Name: _____ City _____ State _____



Purchased from (please check one): Video __, Electronic __, Mail Order __, Mass Merchandiser __, Installer __

Others (please specify) _____


Remarks: _____

OWI Incorporated
17141 Kingsview Ave. Carson CA 90746 USA
Tel. 310-515-1900
www.owi-inc.com

Documents / Resources

  <small>OWI Incorporated 17141 Kingsview Ave. Carson, CA 90746 Tel: 310-515-1900 Fax: 310-515-1901 E-mail: sales@owi-inc.com</small>	<p>OWI AMP-BTVC Bluetooth Amp Volume Control [pdf] Instruction Manual AMP-BTVC Bluetooth Amp Volume Control, AMP-BTVC, Bluetooth Amp Volume Control, Amp Volume Control</p>
---	---

References

-  [School speaker systems, Commercial Outdoor Speakers At OWI Inc.](#)
-  [School speaker systems, Commercial Outdoor Speakers At OWI Inc.](#)

Manuals+.