



outline Ki Series Ki12 SP Powerful Application-Flexible Loudspeaker User Manual

[Home](#) » [outline](#) » outline Ki Series Ki12 SP Powerful Application-Flexible Loudspeaker User Manual

Contents [[hide](#)]

- 1 [outline Ki Series Ki12 SP Powerful Application-Flexible Loudspeaker](#)
- 2 [SAFETY REGULATIONS](#)
- 3 [GENERAL SAFETY RULES](#)
- 4 [DISPOSAL OF WASTE MATERIALS](#)
- 5 [SERIES DESCRIPTION](#)
- 6 [OPERATION \(ROTATABLE HORN\)](#)
- 7 [OVERALL DIMENSIONS](#)
- 8 [OVERALL DIMENSIONS](#)
- 9 [AMPLIFIER CONNECTION](#)
- 10 [TECHNICAL SPECIFICATIONS](#)
- 11 [Documents / Resources](#)
- 12 [Related Posts](#)



outline Ki Series Ki12 SP Powerful Application-Flexible Loudspeaker



SAFETY REGULATIONS

Please read this manual carefully and in its entirety. It contains important information regarding safety issues, including guidelines for general safe use of rigging systems as well as advisories on government regulations and liability laws. The suspension of large, heavy objects in public places is subject to numerous laws and regulations at the national/federal, state/provincial, and local levels. The user must assume the responsibility for making sure that the use of any rigging system and its components in any particular circumstance or venue conform to all applicable laws and regulations in force at the time.

GENERAL SAFETY RULES

- Carefully read this manual in all its parts
- Respect the working load limits and maximum configurations of the elements and of any third-party component (such as suspension points, motors, rigging accessories, etc...)
- Do not incorporate any accessory not provided by Outline; all damaged or defective components must be replaced only by equivalent parts approved by Outline
- Ensure personnel health and safety, ensure that no one is standing under the system during the installation, ensure that all personnel involved in the installation are equipped with personal safety devices
- Always double check that the elements are correctly connected before suspending the system.

DISPOSAL OF WASTE MATERIALS

Your product is designed and manufactured with high quality materials and components, which can be recycled

and reused. When this crossed-out wheeled bin symbol is attached to a product, it means the product is covered by the European Directive 2012/19/EU and subsequent amendments. This means that the product must NOT be disposed of with other household-type waste. It is the users' responsibility to dispose of their waste electrical and electronic equipment by handing it over to an approved reprocessor. For more information about where you can send your equipment for recycling, please contact your local distributor. The correct disposal of your old product will help prevent potential negative consequences for the environment and human health.

CONFORMITY AND WARRANTY

All the Outline electro-acoustic and electronic devices are in conformity with the provisions of EC/EU directives (as The CE declaration of conformity is attached to the product warranty certificate and is shipped with the product).

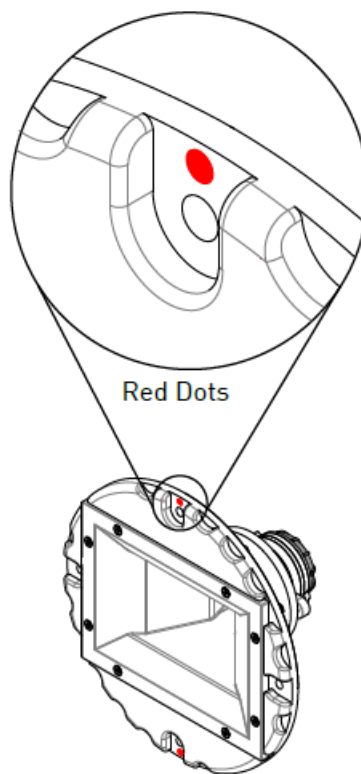
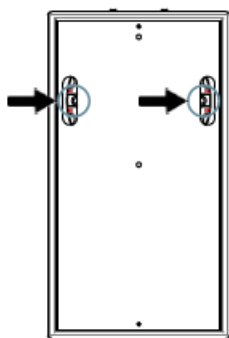
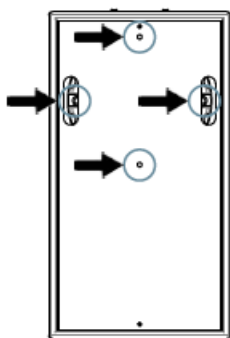
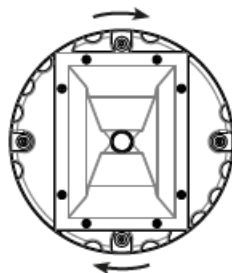
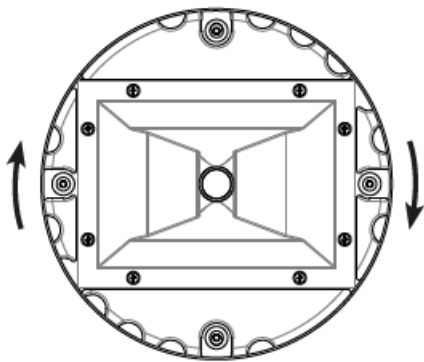
SERIES DESCRIPTION

Conceived and manufactured to give clients a flexible and easy to use product introduction to Outline, the new Ki series brings the engineering quality, distinctive lines and audio performance that have made the Italian brand an international reference point in sound reinforcement. Both Ki10 and Ki12's compact dimensions, audio performance and thoughtful design make them ideal solutions for a wide variety of permanently installed applications. Ki10 and Ki12 are equipped with 10" and 12" LF transducers respectively, both of which feature a 2.5" voice coil for high power and reliability. A 1.5" diaphragm compression driver provides the HF reproduction. The Outline-designed passive crossover networks fitted to both models also make them very efficient in terms of amplifier channels and external control.

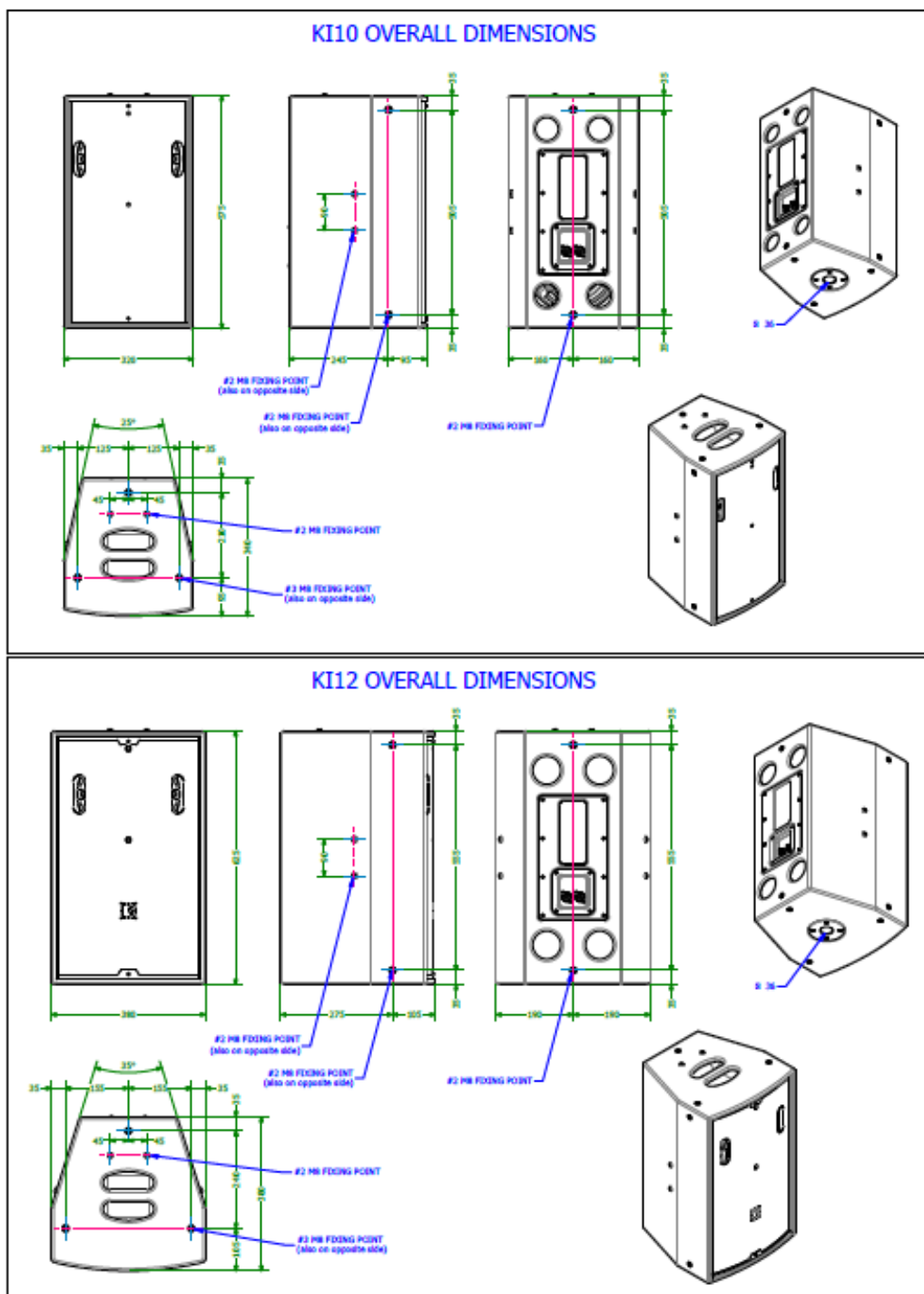
Both products also feature another Outline first, a brand new design of rotatable waveguide. Many comparable loudspeakers offer this facility but Outline's Ki-series are the first to allow the installer to quickly and easily rotate the entire horn and HF section without any disassembly of the loudspeaker. This piece of original engineering offers a real advantage in small rooms or those with low headroom, as the HF horn can be quickly adjusted to ensure the required dispersion (100° x 50° or 50° x 100°) regardless of the orientation of the cabinet.

OPERATION (ROTATABLE HORN)

It is possible to rotate the Ki's horn without removing the front grille. Just unlock the four screws and spin the wheel using the two openings on the front of the speaker. Then retighten the screws to lock the horn in the new position. Please note that when the horn is in vertical position it is shown through four dedicated red dots in the openings (one on each side as shown in the figure below).

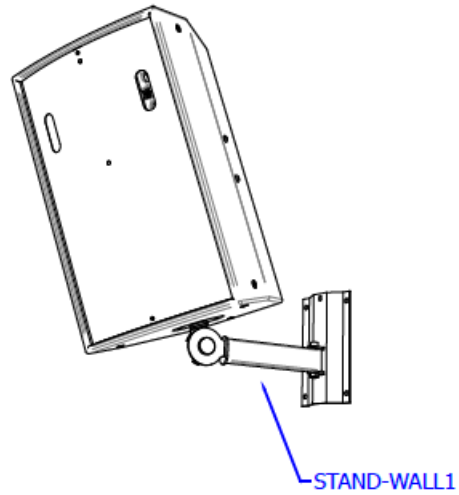
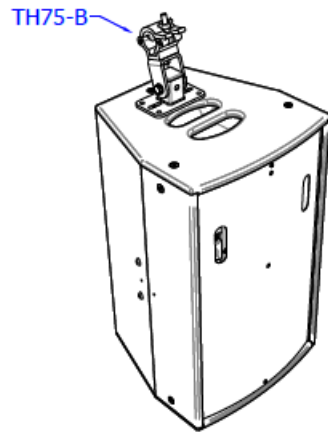
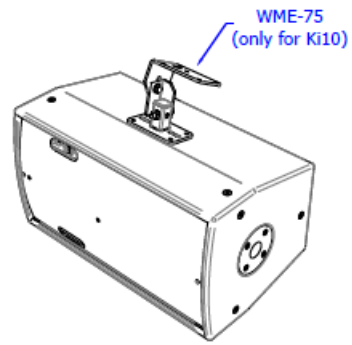
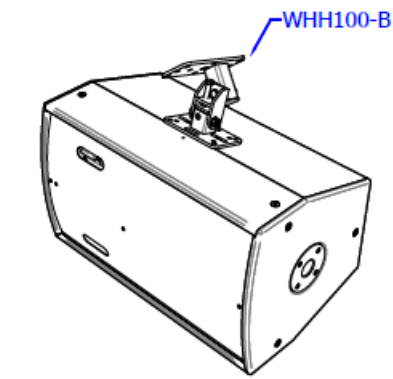


OVERALL DIMENSIONS



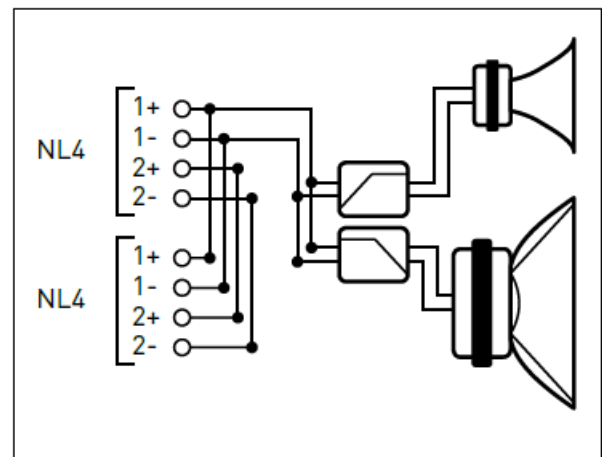
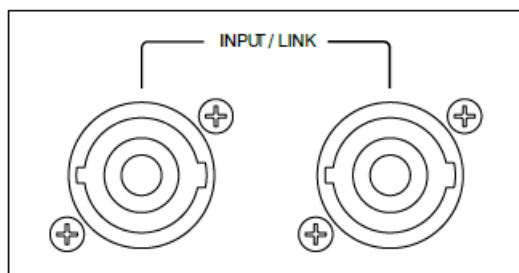
OVERALL DIMENSIONS

This series offers many rigging possibilities: eighteen M8 points are available for multiple purposes. The loudspeaker can be rigged using the appropriate wall mount accessories (WME75 for Ki10, WHH100-B, TH100-B and STAND-WALL1 for both). Outline recommends to always use a secondary safety device when the system are rigged. The loudspeaker can also be mounted directly on a 35 mm speaker stand.



AMPLIFIER CONNECTION

Ki10 and Ki12 are using a woofer and a compression driver with a passive cross-over. They require just one amplification channel and the connections are available on two NL4 speakON connectors. Both connectors are in parallel to facilitate wiring on portable and installed systems. The system shall be used with the suggested Outline amplifier and DSP preset.



TECHNICAL SPECIFICATIONS

PERFORMANCE SPECIFICATIONS

Frequency Response -10 dB	47.5 Hz – 22 kHz
Nominal Dispersion	100° x 50° (H x V)
Impedance (Nom/Min)	8 Ω / 6.3 Ω
Watt AES (Continuous/Peak)	250 W / 1000 W
Maximum SPL Output*	130 dB SPL

** calculated using +10 dB Crest Factor signal @ 1 m, free field*

PHYSICAL

Component Low	10" woofer
Component High	1.5" diaphragm compression driver
Loading Low	Bass-reflex
Loading High	Rotatable moulded horn
Connectors	2 x NL4 PAR Pins 1+/1-
Cabinet Material	Baltic birch plywood
Cabinet Finish	Black polyurea coating
Grill	Epoxy powder coated
Installation Points	18 x M8 threaded points
Pole Mount	35 mm socket
Handles	Recessed handle on top
Height	575 mm – 22 5/8"
Width	320 mm – 12 5/8"
Depth	340 mm – 13 3/8"
Weight	17 kg – 37.4 lb

PERFORMANCE SPECIFICATIONS

Frequency Response -10 dB	47.5 Hz – 22 kHz
Nominal Dispersion	100° x 50° (H x V)
Impedance (Nom/Min)	8 Ω / 6 Ω
Watt AES (Continuous/Peak)	300 W / 1200 W
Maximum SPL Output*	132 dB SPL


* calculated using +10 dB Crest Factor signal @ 1 m, free field

PHYSICAL

Component Low	12" woofer
Component High	1.5" diaphragm compression driver
Loading Low	Bass-reflex
Loading High	Rotatable moulded horn
Connectors	2 x NL4 PAR Pins 1+/1-
Cabinet Material	Baltic birch plywood
Cabinet Finish	Black polyurea coating
Grill	Epoxy powder coated
Installation Points	18 x M8 threaded points
Pole Mount	35 mm socket
Handles	Recessed handle on top
Height	625 mm – 24 5/8"
Width	380 mm – 15"
Depth	380 mm – 15"
Weight	19 kg – 41.8 lb

Outline carries out on-going research for product improvement. New materials, manufacturing methods and design upgrades are introduced to existing products without prior notice as a routine result of this philosophy. For this reason, any current Outline product may differ in some aspect from its description, but will always equal or exceed the original design specifications unless otherwise stated.

Documents / Resources

	outline Ki Series Ki12 SP Powerful Application-Flexible Loudspeaker [pdf] User Manual Ki Series, Ki12 SP, Powerful Application-Flexible Loudspeaker
---	--