



OSD AUDIO SS2V70 2 Zone 70V Speaker Selector Instruction Manual

[Home](#) » [OSD AUDIO](#) » OSD AUDIO SS2V70 2 Zone 70V Speaker Selector Instruction Manual 

Contents

- [1 OSD AUDIO SS2V70 2 Zone 70V Speaker Selector](#)
- [2 Front Panel](#)
- [3 Rear Panel](#)
- [4 Specifications](#)
- [5 Power Rating](#)
- [6 Picking the Right Distribution Amplifier](#)
- [7 Limited Warranty](#)
- [8 Documents / Resources](#)
 - [8.1 References](#)
- [9 Related Posts](#)

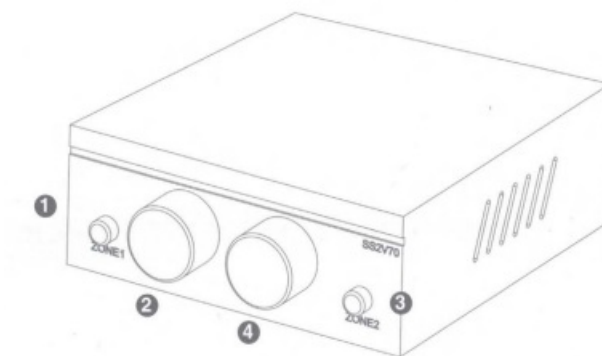


OSD AUDIO SS2V70 2 Zone 70V Speaker Selector



The SS2V70-200W is a unique 70V Speaker Selector featuring 2 independent Zones each controlled by a 200 Watt 70V Mono Volume Control featuring a Rotary Style Knob. Each zone has On/Off switch as well. The unit has a single 2 conductor input and direct pass through allowing to stack additional SS2V70 Speaker selectors only limited by your application. Standard 70V rules apply to the number of speakers used per zone, matching the available power from the 70V amplifier.

Front Panel

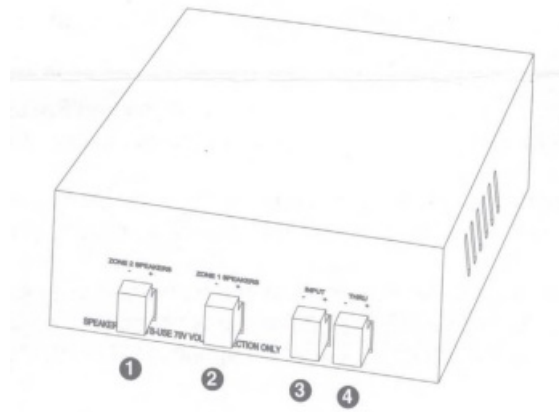


1. Zone 1 On/Off Switch
2. Zone 1 Volume Knob
3. Zone 2 On/Off Switch
4. Zone 2 Volume Knob

Note #1:

The Zone 1 & 2 On/Off button allows you to turn each zone off independently of the volume knob

Rear Panel



1. Zone 2 Speaker Output
2. Zone 1 Speaker Output
3. Input From Amplifier
4. Straight Thru Output

Note #2:

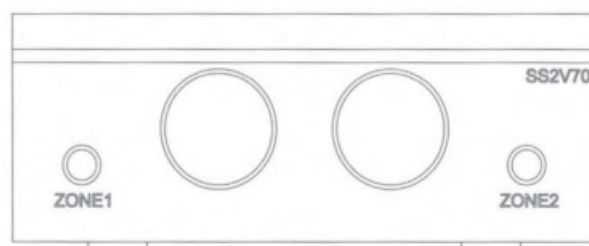
The Thru output comes directly from the Input, it does not go through the transformer allowing you to stack multiple SS2V70.

Specifications

- Power Handling: 100 Watts Per Channel/Zone Mono Single Channel
- Frequency Response: 20Hz-22KHz (+0 dB, -0 dB)
- Selector Type: Noise-Free, front access On/Off Pushbutton and Rotary Knob
- Steps: 33 dB, 10 steps plus full of (step 11)f
- Connection Type: Removable Input/output Connectors
- Wire Size Acceptance: 16 Gauge 2 Conductor,
- Amplifier Protection: 70V Mono only No Impedance Protection Needed

Power Rating

The Internal Volume Controls (2) are rated at 200W so the speaker(s) connected to it needs the transformer setting to be equal to or less than the rated watts of each zone. You can have multiple speakers connected to one zone but total wattage must 80% or less than the rated Wattage of the each of the internal 200 Watt Volume Controls.



STEP	ATTENUATION	
10	Full Volume	0dB
9	3dB	minus 3dB
8	3dB	minus 6dB
7	3dB	minus 9dB
6	3dB	minus 12dB
5	3dB	minus 15dB
4	3dB	minus 18dB
3	3dB	minus 21dB
2	6dB	minus 27dB
1	6dB	minus 33dB
0	0dB	Speaker off

Picking the Right Distribution Amplifier

To start with the Amplifier must have a 70Volt output. It must have an output power rating equal to or greater than the total wattage of the system once you have calculated what each speaker should be set to and the total sum of those settings. If you had four speakers at 5 watts each (20 total) and one speaker set to 10 watts ($20 + 10 = 30$) your amplifier must be rated at least 30 watts minimum. If you had five speakers at 10 watts each (50 total) and another 5 five speakers at 5 watts each ($25 + 50 = 75$) you would need a amplifier rated at a minimum 75 watts. Some companies recommend the total should be closer to 80% of the minimum rating of the amplifier. It is also a good idea to install an amplifier with more than enough power in case you want to add more speakers later.

Key Point:


The Power rating of the amplifier is determined by the transformer settings, not the attenuator Rating, The rated power of the Attenuator is based upon the minimum setting of the transformer taps which have to be equal to or less than the rated wattage of the respective SS2V70 Attenuator.

Limited Warranty

OSD Audio will repair or replace any defect it in material or workmanship which occurs during normal use of this product with new or rebuilt parts free of charge in the US for five years from date of original purchase. This warranty does not cover damages in shipment, failure caused by other products not supplied by OSD Audio or failures due to accident, misuse, or alteration of the equipment. This warranty is extended only to the original purchaser and a purchase receipt, invoice or other proof of original date will be required before warranty repairs are provided Mail-in service can be obtained during period by emailing RMA@audiogeargroup.com. A return authorization number must be obtained in advance and be marked on the outside of the shipping carton. This warranty gives you specific legal rights and may have other rights (which vary from state to state). If a problem with this product develops during or after the warranty period please contact OSD Audio or your dealer.

OSD Audio | Brea, CA | osdaudio.com

Documents / Resources

	<p>OSD AUDIO SS2V70 2 Zone 70V Speaker Selector [pdf] Instruction Manual SS2V70, 2 Zone 70V Speaker Selector, SS2V70 2 Zone 70V Speaker Selector, 70V Speaker S elector, Speaker Selector, Selector</p>
--	---

References

-  [Intern.al | Jingly domain name for sale](#)
-  [OSD | Premium Audio Products | Optimal Speaker Design](#)

[Manuals+.](#)