

ortofon
Concorde MKII Multi
Purpose Scratch and
Back Cuing



ortofon Concorde MKII Multi Purpose Scratch and Back Cuing Instruction Manual

[Home](#) » [ortofon](#) » ortofon Concorde MKII Multi Purpose Scratch and Back Cuing Instruction Manual 

Contents

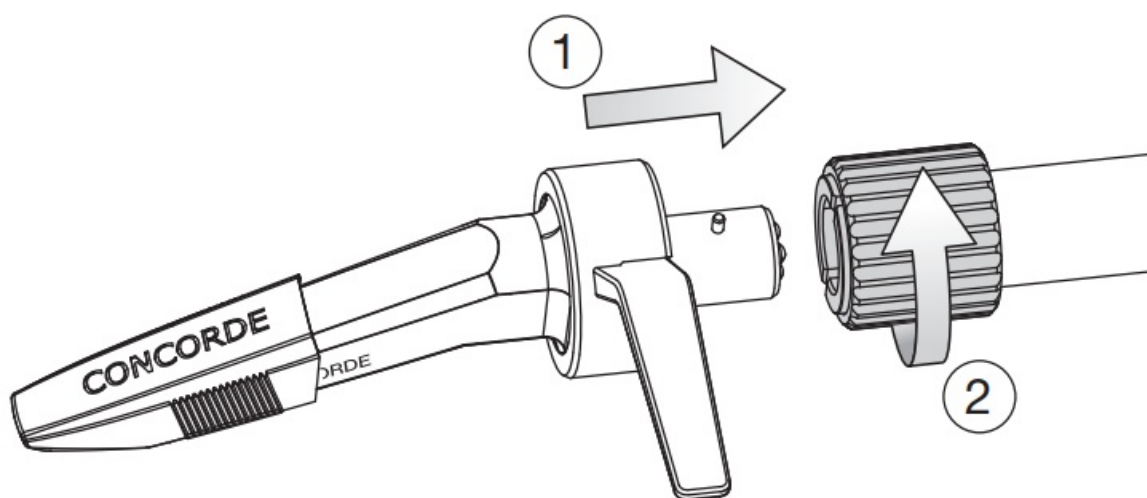
- [1 ortofon Concorde MKII Multi Purpose Scratch and Back Cuing](#)
- [2 HOW TO USE](#)
- [3 Specifications](#)
- [4 Product Usage Instructions](#)
- [5 FAQs](#)
- [6 Documents / Resources](#)
 - [6.1 References](#)

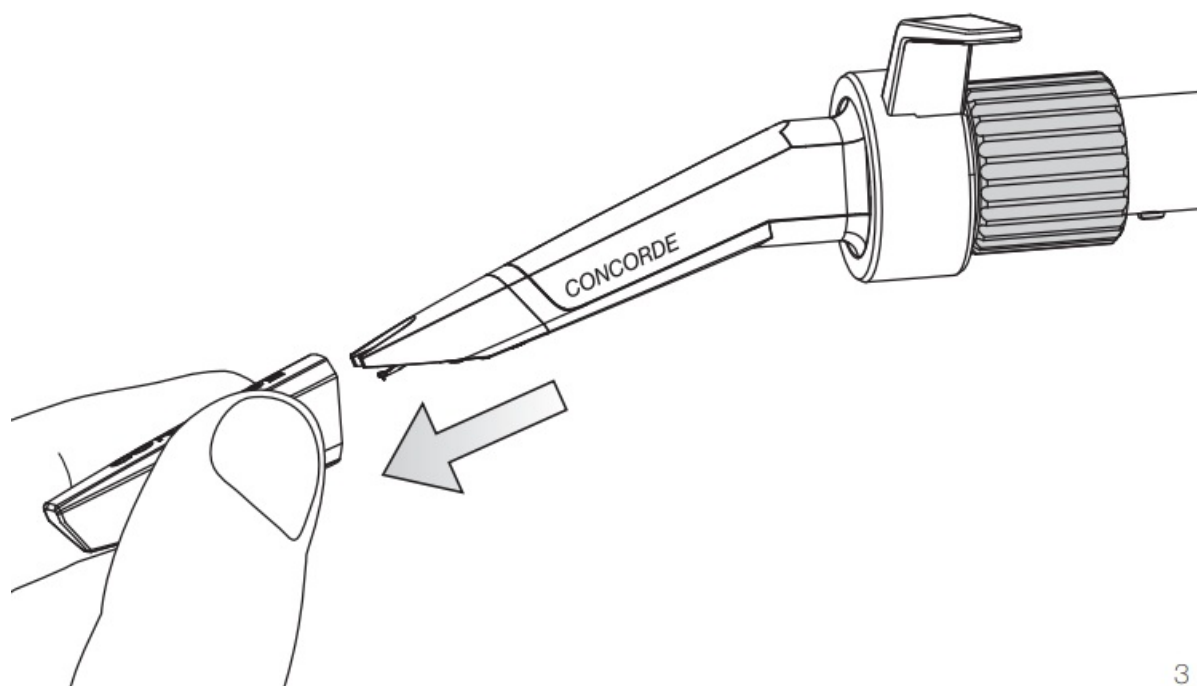
ortofon

ortofon Concorde MKII Multi Purpose Scratch and Back Cuing

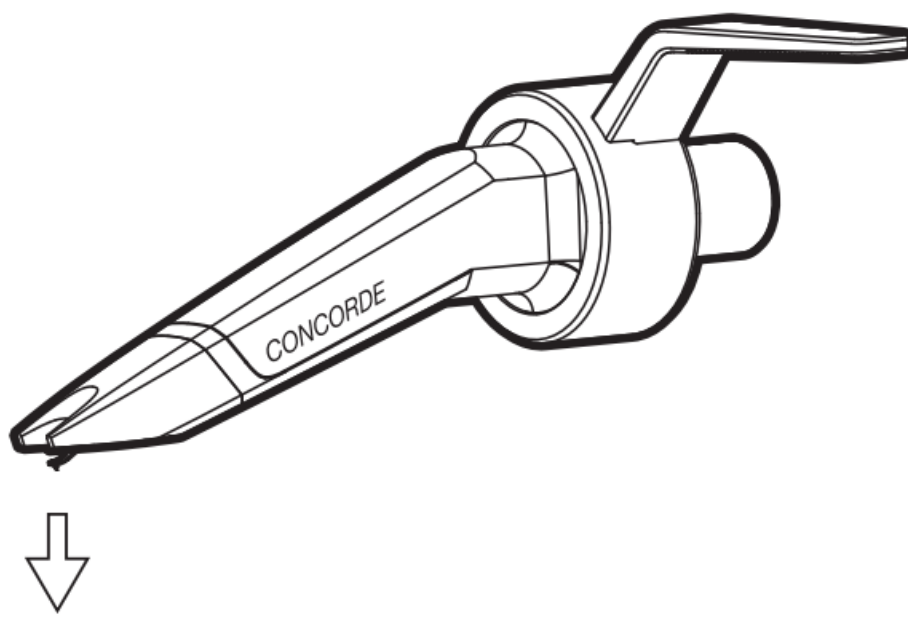


HOW TO USE





3



CONCORDE MKII						
MIX	DJ	SCRATCH	DIGITAL	CLUB	ELITE	
3 g	4 g	4 g	4 g	3 g	3 g	

Specifications

- **Model:** CONCORDE MKII
- **Usage:** DJ Scratch Digital Club Elite
- **Weight Options:** 3g, 4g

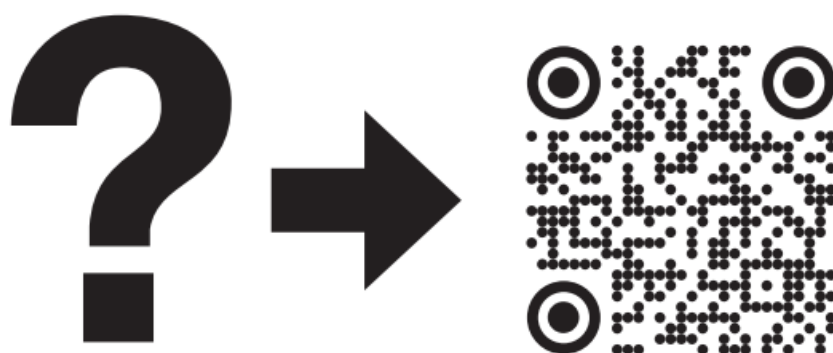
Product Usage Instructions

Installation

1. Ensure the turntable is turned off and unplugged.
2. Remove the existing cartridge by gently twisting and pulling it off the tonearm.
3. Align the CONCORDE MKII cartridge with the headshell slots and gently push it into place until secure.
4. Connect the tonearm wires to the cartridge terminals ensuring a snug fit.
5. Adjust the tracking force according to your preference (3g or 4g).

Usage

1. Power on the turntable and adjust the tonearm over the desired record.
2. Gently lower the stylus onto the record surface.
3. You can now play, scratch, or mix your music using the CONCORDE MKII cartridge.



- www.ortofon.com/support



Ortofon A/S | Stavangervej 9 | 4900 Nakskov | Denmark ortofon.com | support@ortofon.dk

FAQS

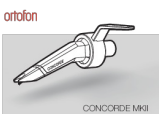
Q: What should I do if the sound quality is poor?

A: Check the alignment of the cartridge and make sure the tracking force is set correctly. You can also clean the stylus and records for better sound quality.

Q: How often should I replace the stylus?

A: It is recommended to replace the stylus every 500 hours of use or if you notice a decline in sound quality.

Documents / Resources

	ortofon Concorde MKII Multi Purpose Scratch and Back Cuing [pdf] Instruction Manual Concorde MKII Multi Purpose Scratch and Back Cuing, Multi Purpose Scratch and Back Cuing, Scratch and Back Cuing, Back Cuing
---	---

References

- [0 Ortofon | World-leading phono cartridge manufacturer](#)
- [0 Support – Ortofon](#)
- [User Manual](#)

[Manuals+](#), [Privacy Policy](#)

This website is an independent publication and is neither affiliated with nor endorsed by any of the trademark owners. The "Bluetooth®" word mark and logos are registered trademarks owned by Bluetooth SIG, Inc. The "Wi-Fi®" word mark and logos are registered trademarks owned by the Wi-Fi Alliance. Any use of these marks on this website does not imply any affiliation with or endorsement.