



## Oricom RVSL01 Smart RV Levelling System Owner's Manual

[Home](#) » [oricom](#) » Oricom RVSL01 Smart RV Levelling System Owner's Manual 



**Oricom RV Smart  
Levelling System**





## PROUDLY AUSTRALIAN RVSL01

### Contents

- [1 RVSL01 Smart RV Levelling System](#)
- [2 KEY FEATURES](#)
- [3 How the Product Functions](#)
- [4 Specifications](#)
- [5 Documents / Resources](#)
  - [5.1 References](#)

## RVSL01 Smart RV Levelling System

The Oricom Smart RV Leveller streamlines the often-tricky task of levelling your recreational vehicle (RV), making it easier to achieve a perfectly balanced setup.

By ensuring your RV is level, this device enhances both comfort and stability during your camping adventures.



Whether you're on uneven terrain or a flat surface, the Smart RV Leveller helps you quickly and accurately position your RV for an optimal experience.

## KEY FEATURES

**Wireless Operation:** Control your RV's levelling navigator wirelessly through an app.

**Precise Leveling:** Utilises advanced sensors to ensure accurate leveling of your RV.

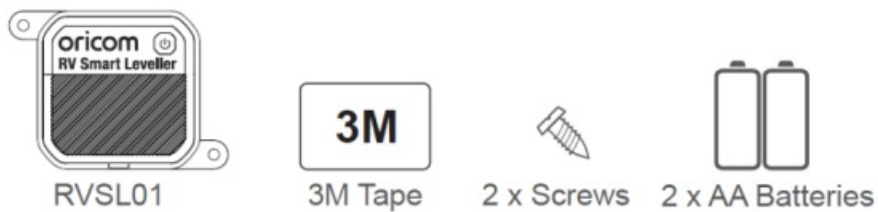
**Easy Installation:** Mounting screws and 3M pads included for hassle-free setup.

**User-Friendly Interface:** Intuitive app for effortless operation.

**Durable Construction:** Designed to withstand the rigors of RV travel and outdoor use.



## Package Contents



## How the Product Functions

### Connect Power

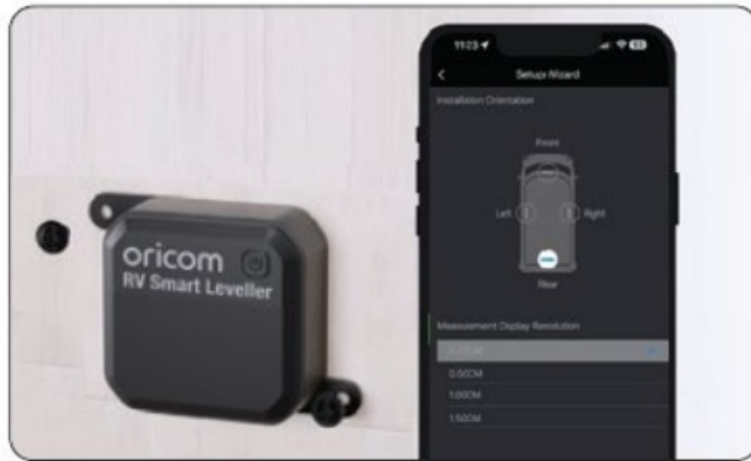
Insert the 2 x AA batteries provided into the navigator as shown.



### Installation

Choose a convenient location inside your RV to mount the navigator using the provided screws and 3M tape.

**Note:** Mount upright facing inwards, see image in App for location and orientation.



## Wireless Control

Launch the app to seamlessly begin levelling your recreational vehicle.



After the phone and device are connected, the functional interface will be displayed.

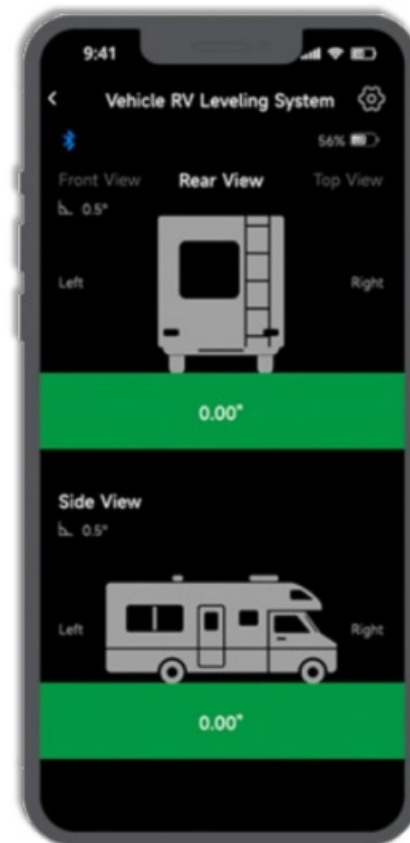
To ensure the normal function of the device, it is necessary to enter the settings in the upper right corner and manually adjust the parameters.

During installation, ensure the vehicle is parked on a flat surface. Once setup is complete in the App, make sure you select "SET LEVEL" to save this as your reference in the App.

Once you have set the level in the App, you are now ready to use on location.

## Specifications

| Item                   | Option   | Specification           |
|------------------------|--|-------------------------|
| Voltage                | Operating Voltage  | 2.09V-3V                |
| Battery                | Type   | AA                      |
| Power Consumption      | Average Working Current (Bluetooth connected)                                | Less than 800uA         |
|                        | Standby Average Power (without Bluetooth connection)                         | Less than 50uA          |
| Communication          |  | Bluetooth               |
| Range                  | Bluetooth  | Less than 10m           |
| Broadcast              | Bluetooth  | RVLevehocxx             |
| App Name               | Xparkle  |                         |
| RV Types               | Travel Trailer, Fifth Wheel Popup/Hybrid Camper, Class B or Class C, Class A |                         |
| RV Size                | Width  | 152cm-305cm             |
|                        | Length   | 152cm-1676cm            |
| Default Size           | Width  | 244cm                   |
|                        | Length   | 1457cm                  |
| Installation Direction | Front/Back/Left/Right  |                         |
| Angle                  | Front/Back/Left/Right  | 0°-30° (±0.6°)          |
| Dimensions (RVSL01)    | Length x Width x Height  | 92.4×66.45×25.45mm      |
| Operating Environment  | Temperature  | 0°C-40°C                |
|                        | Humidity   | 5%-75%RH non-condensing |
| Storage Environment    | Temperature  | -10°C-70°C              |
|                        | Humidity   | 5%-75%RH non-condensing |



Thank You



**oricom.**  
100% AUSSIE OWNED

## Documents / Resources



[Oricom RVSL01 Smart RV Levelling System](#) [pdf] Owner's Manual  
RVSL01, RVSL01 Smart RV Levelling System, RVSL01, Smart RV Levelling System, Levelling System, System

## References

- [User Manual](#)

[Manuals+](#), [Privacy Policy](#)

This website is an independent publication and is neither affiliated with nor endorsed by any of the trademark owners. The "Bluetooth®" word mark and logos are registered trademarks owned by Bluetooth SIG, Inc. The "Wi-Fi®" word mark and logos are registered trademarks owned by the Wi-Fi Alliance. Any use of these marks on this website does not imply any affiliation with or endorsement.