

ORICO PW4U-C3 USB C Hub



## ORICO PW4U-C3 USB C Hub User Manual

[Home](#) » [ORICO](#) » ORICO PW4U-C3 USB C Hub User Manual 

### Contents

- [1 ORICO PW4U-C3 USB C Hub](#)
- [2 Product Information](#)
- [3 Product Usage Instructions](#)
- [4 Package Contents](#)
- [5 Product Specifications](#)
- [6 Product Illustration](#)
- [7 Precautions](#)
- [8 Compatibility](#)
- [9 Warranty Description](#)
- [10 Copyright Statement](#)
- [11 After-sales Contact](#)
- [12 Documents / Resources](#)
  - [12.1 References](#)



**ORICO PW4U-C3 USB C Hub**



Product Information

Product Specifications

Name	Model	Input	Output	Transmission Rate	Dimensions	Material	Continuous cable length
PW4U-C3	USB-C	5Gbps					
PWC2U-U3	PWC2U-C3	USB-A	USB-C	5Gbps			
PW3UR-U3	PW3UR-C3	USB-A	USB-C	5Gbps			
PWCUR-U3	PWCUR-U3	USB-A	USB-C	5Gbps			
PW3UR25-U3	PW3UR25-C3	USB-A	USB-C	5Gbps			
PWCUR25-U3	PWCUR25-C3	USB-A	USB-C	5Gbps			

Product Usage Instructions

Removing Devices

**Note:**

Please follow the instructions in the user manual and do not force remove devices while applying. Force removal may cause errors or damage to the files or devices.

**Remove under Microsoft Windows:**

1. Stop using the devices.
2. Click on the Safely Remove Hardware and Eject Media icon on the taskbar.
3. Select Eject the USB device to remove the devices safely when the system suggests Safe To Remove hardware.

**Remove from Mac OS:**

1. Stop reading/writing to the devices.
2. Drag the device into the trash.

**Compatibility**

1. This product is compatible with mobile HDD, USB flash disk, cell phone, tablet, card reader, MP3/4 player, mouse, keyboard, camera, printer, scanner and any other USB devices.
2. This product is compatible with Windows, Mac OS and Linux laptop or desktop computers, plug and play, no additional driver needed.
3. Some wireless network adapters, receivers and Bluetooth adapters can work with USB 3.0 or USB 2.0 host of motherboard only and may not be compatible with the product. Please contact the ORICO customer service team for support if you have any compatibility issues.

**Frequently Asked Questions (FAQ)****• Q: Where can I download the detailed e-brochure?**

A: The detailed e-brochure can be downloaded from the website [www.orico.cc](http://www.orico.cc).

**• Q: How do I contact ORICO customer service?**

A: You can contact the ORICO customer service team for support by visiting their website or contacting their customer service hotline.

**Thank you for choosing ORICO products!**

Please read this user manual carefully before using. Also available from [www.orico.cc](http://www.orico.cc) download the detailed e-brochure and keep it for later use.

**Package Contents**

- 1× USB3.0 HUB
- 1× User Manual

**Product Specifications**

Name	4-Port USB3.0 HUB	
Model	PW4U-U3	PW4U-C3
Input	USB-A	USB-C
Output	USB-A 3.0×4	
Transmission Rate	5Gbps	
Dimensions	92.9×30.6×19.5mm	
Material	ABS	
Continuous cable length	0.15m/0.5m/1m/1.8m	

Name	3-Port USB3.0 HUB	
Model	PWC2U-U3	PWC2U-C3
Input	USB-A	USB-C
Output	USB-A 3.0×2, USB-C 3.0×1	
Transmission Rate	5Gbps	
Dimensions	92.9×30.6×19.5mm	
Material	ABS	
Continuous cable length	0.15m/0.5m/1m/1.8m	

Name	4-Port USB3.0 HUB with gigabit ethernet port	
Model	PW3UR-U3	PW3UR-C3
Input	USB-A	USB-C
Output	USB-A 3.0×3, RJ45×1	
Transmission Rate	5Gbps	
Dimensions	92.9×30.6×19.5mm	
Material	ABS	
Continuous cable length	0.15m/0.5m/1m/1.8m	

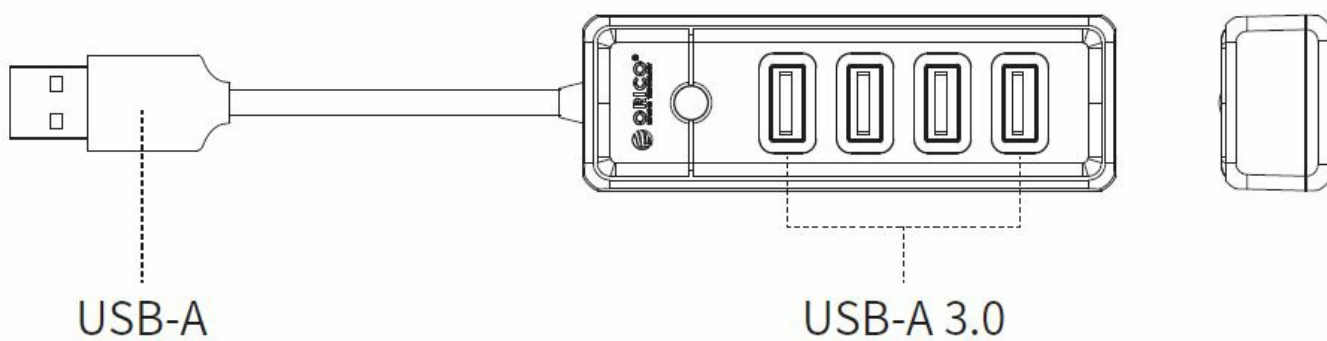
Name	3-Port USB3.0 HUB with gigabit ethernet port	
Model	PWCUR-U3	PWCUR-U3
Input	USB-A	USB-C
Output	USB-A 3.0×1, USB-C 3.0×1, RJ45×1	
Transmission Rate	5Gbps	
Dimensions	92.9×30.6×19.5mm	
Material	ABS	
Continuous cable length	0.15m/0.5m/1m/1.8m	

Name	4-Port USB3.0 HUB with 2.5-Gig ethernet port	
Model	PW3UR25-U3	PW3UR25-C3
Input	USB-A	USB-C
Output	USB-A 3.0×3, RJ45 2.5G×1	
Transmission Rate	5Gbps	
Dimensions	92.9×30.6×19.5mm	
Material	ABS	
Continuous cable length	0.15m/0.5m/1m/1.8m	

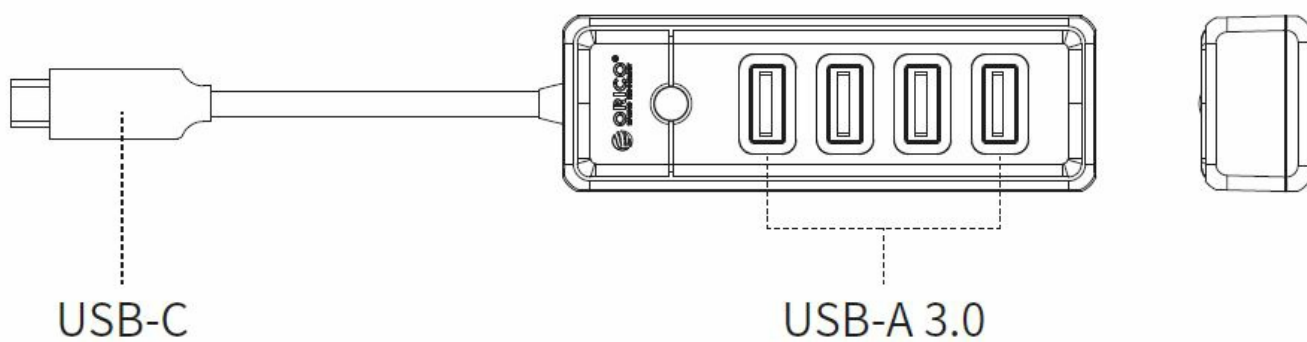
Name	3-Port USB3.0 HUB with 2.5-Gig ethernet port	
Model	PWCUR25-U3	PWCUR25-C3
Input	USB-A	USB-C
Output	USB-A 3.0×1, USB-C 3.0×1, RJ45 2.5G×1	
Transmission Rate	5Gbps	
Dimensions	92.9×30.6×19.5mm	
Material	ABS	
Continuous cable length	0.15m/0.5m/1m/1.8m	

**Product Illustration**

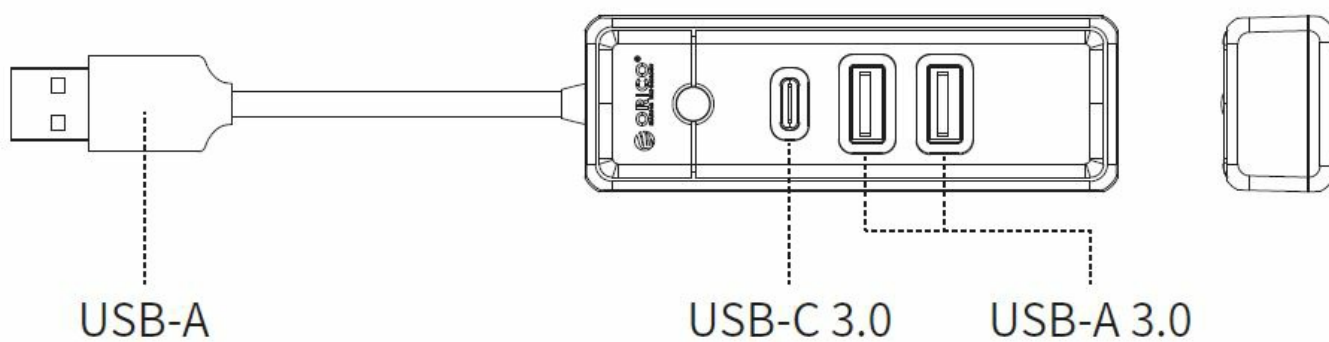
## PW4U-U3



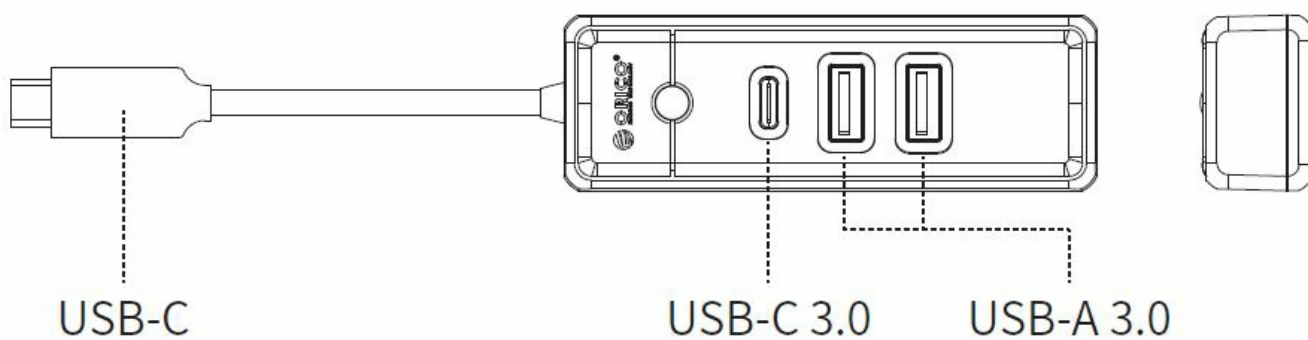
## PW4U-C3



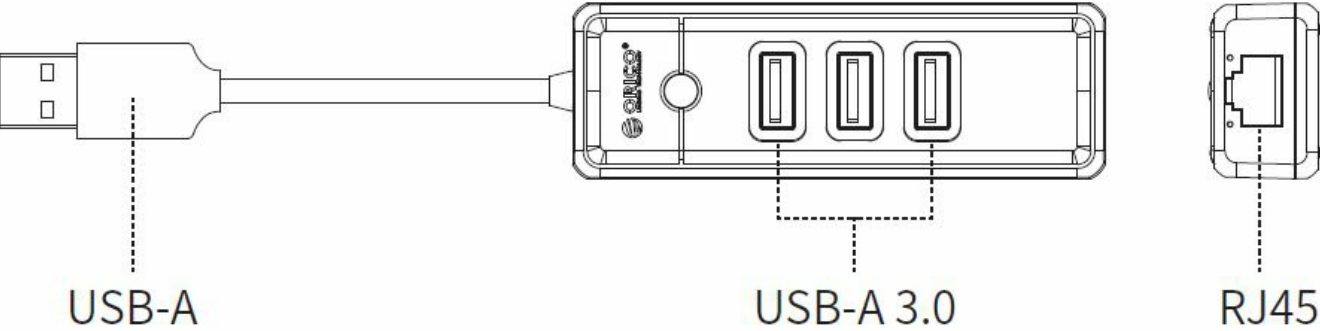
## PWC2U-U3



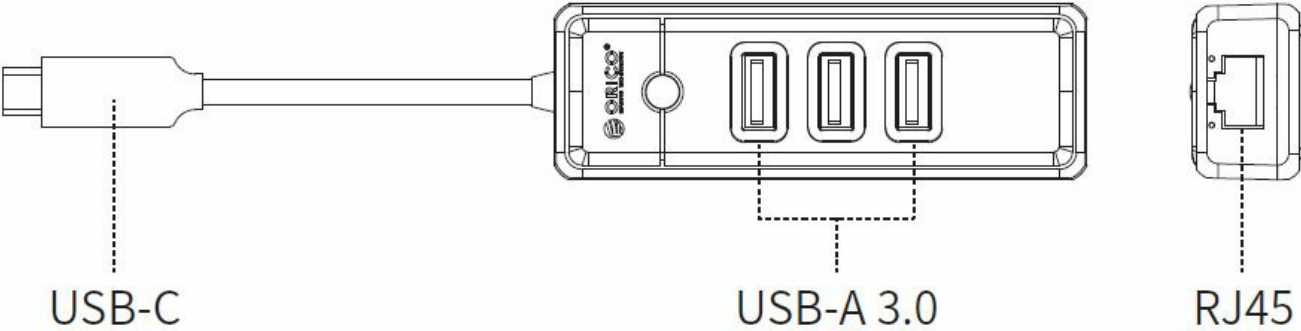
## PWC2U-C3



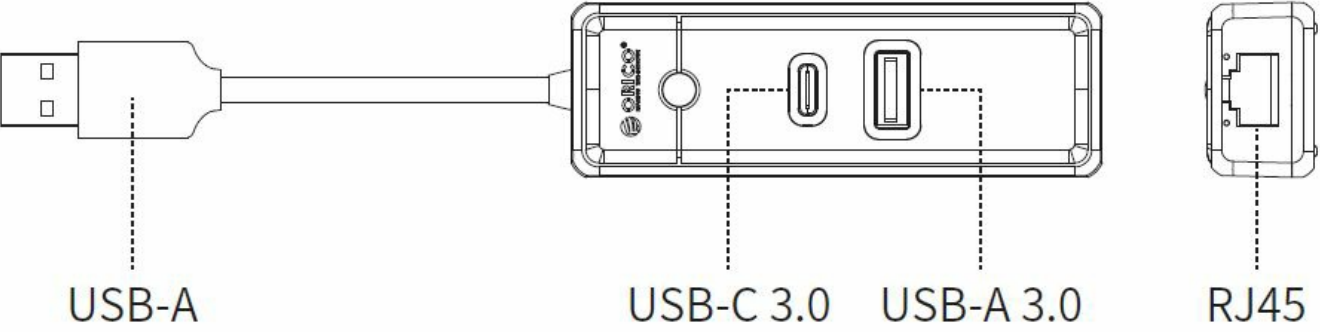
PW3UR-U3



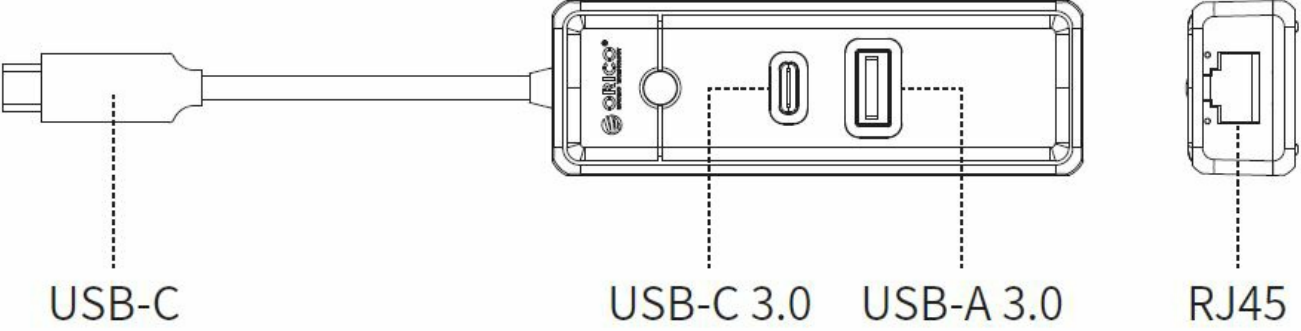
PW3UR-C3



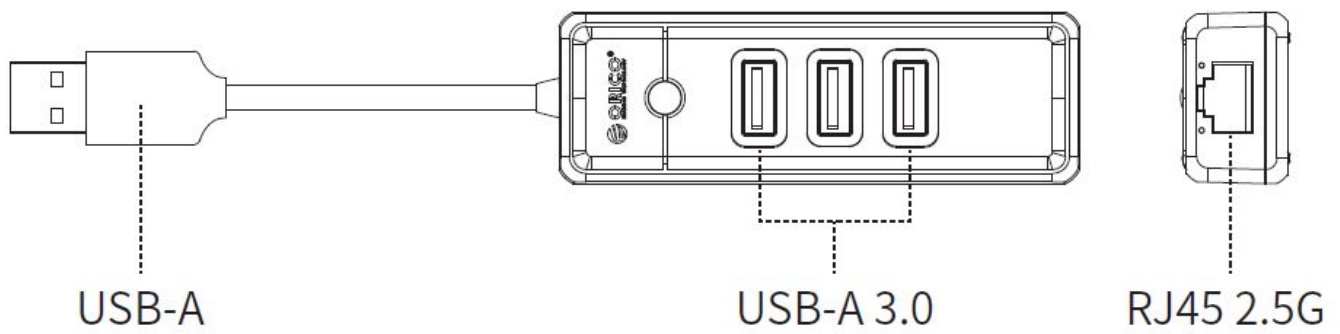
PWCUR-U3



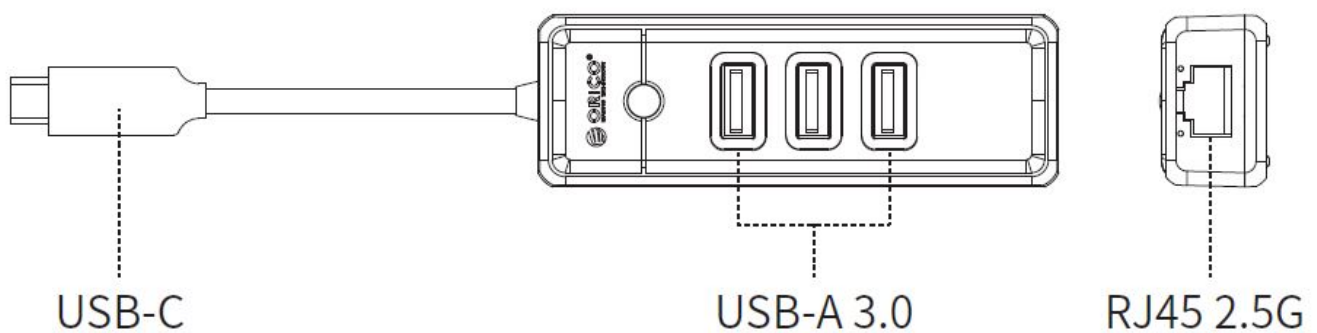
PWCUR-C3



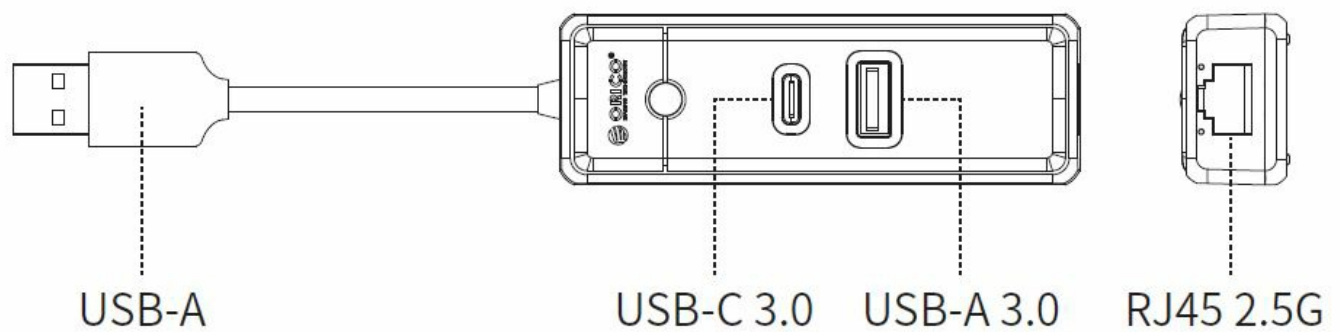
## PW3UR25-U3



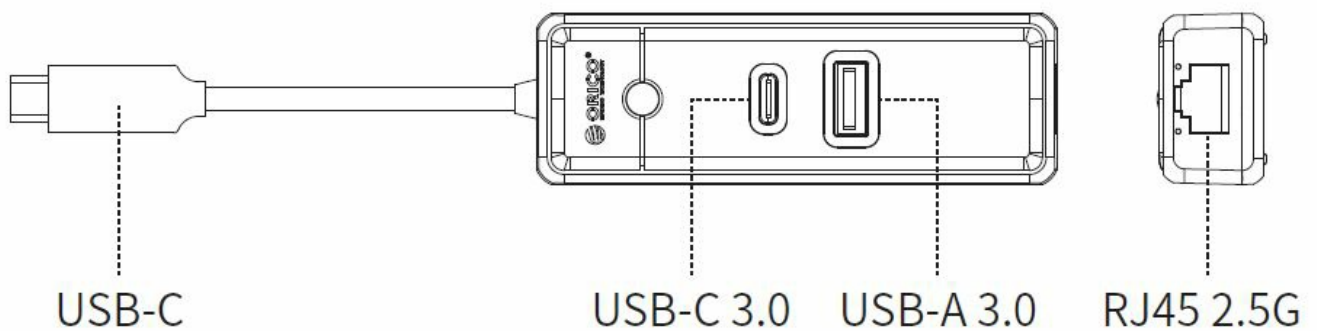
## PW3UR25-C3



## PWCUR25-U3



## PWCUR25-C3





## Precautions

### Note:

Please follow the instructions in the user manual and do not force remove devices while applying. Force remove may cause error or damage to the files or devices.

#### 1. Remove under Microsoft windows:

Stop the using the devices and click "Safely Remove Hardware and Eject Media" icon on taskbar, select "Eject the USB device" to remove the devices safely when the system suggests "Safe To Remove hardware".

#### 2. Remove from Mac OS:

Stop the reading/writing to the devices and drag it in to trash.

## Compatibility

1. This product is compatible with mobile HDD, USB flash disk, cell phone, tablet, card reader, MP3/4 player, mouse, keyboard, camera, printer, scanner and any other USB devices.
2. This product is compatible with Windows, Mac OS and Linux laptop or desktop computer, plug and play, no additional driver needed.
3. Some wireless network adapter, receiver and bluetooth adapter can work with usb3.0 or USB2.0 host of motherboard only and may be not compatible with the product. Please contact the ORICO customer service team for support if you have any compatibility issues.
4. If compatibility issues occur while using under MAC OS, please try to update your MAC OS to the latest.

## Notice

1. Please do not hit, throw, or puncture the product, and avoid dropping, squeezing, or bending.
2. Please do not use or store this product in a humid environment and avoid being wetted or rinsed with liquids.
3. Please do not use the product in a hot, high-dust environ-ment and keep it away from fire.
4. Please do not expose this product to the sun.
5. Please do not place this product in corrosive environ-ment and do not use other chemical solutions to clean the product.
6. Avoid placing the product or accessories in devices with strong electromagnetic fields and keep the product away from magnetic equipment.
7. Keep the product and accessories away from children. Do not allow children to use the product without supervision.
8. Do not disassemble or repair the product and accesso-ries by yourself. Please contact authorized support center for help.
9. If the product needs to be equipped with power adapter, please use the power adapter specified by our company.
10. If you have any questions during the use of this product, please feel free to contact your dealer or ORICO Custom-er Service Center.

## Warranty Description

### Warranty Regulations

ORICO products offers 24 months warranty since the date you place order. So when you need any help, please do not hesitate to contact us.

### **Warranty Restrictions**

ORICO Technologies Co., Ltd warranty terms do not apply to the following cases:

1. Beyond the warranty period.
2. Unauthorized disassembly, alteration or repair of the product, as well as collision, into the liquid, the Drop and other man-made damage.
3. Damage caused by force majeure such as flood, fire, lightning, earthquake, etc.
4. Inconsistent with the instructions for use of the wrong operation.
5. Product or box barcode does not match the actual product, as well as being altered, torn.
6. Unauthorized use of non-original accessories caused by the damage.
7. No valid proof of purchase.

### **Copyright Statement**

All rights reserved to ORICO Technologies Co., Ltd.

Thank you for purchasing ORICO products, in order to better use all the functions of this product, please read this instruction manual carefully before using the product features, instructions for use and precautions.


ORICO® is a registered trademark of ORICO Technologies Co., Ltd. All other product names, trademarks, service names and company names mentioned in this instruction for use are owned by their respective owners. ORICO Technologies Co., Ltd reserves the right to modify any information in these Terms of Use at any time without prior notice. Unless otherwise agreed, this instruction for use is for guidance only and all statements, information, etc. in this instruction for use do not constitute any form of guarantee. ORICO Technologies Co., Ltd shall not be liable for any special, incidental, indirect, or consequential damages arising out of the use of the content related to this instruction for use and the products described in this instruction for use, nor for any loss of profits, data, goodwill, or anticipated savings. To the extent permitted by relevant law, in any event, the maximum liability of ORICO Technologies Co., Ltd for damages suffered by you as a result of using the products described in these instructions for use (except for damages under applicable law in cases involving personal injury) is limited to the price paid by you for the product.

### **After-sales Contact**


- **After-sales support email:** [support@orico.com.cn](mailto:support@orico.com.cn).
- **After-sales service hotline:** +86 400-6696298

---

### **Documents / Resources**

 <p>ORICO® PW Series USB3.0 HUB</p>	<p><a href="#">ORICO PW4U-C3 USB C Hub</a> [pdf] User Manual PW4U-C3 USB C Hub, PW4U-C3, USB C Hub, Hub</p>
--	---

References

-  [ORICO - USB Storage Adapters, Chargers, Hubs, and More](#)
- [User Manual](#)