



## OREI HDA-912 HDMI 18Gbps Audio Extractor with HDCP 2.2 User Manual

[Home](#) » [OREI](#) » OREI HDA-912 HDMI 18Gbps Audio Extractor with HDCP 2.2 User Manual 

### Contents

- [1 OREI HDA-912 HDMI 18Gbps Audio Extractor with HDCP 2.2](#)
- [2 Registration page](#)
- [3 Introduction](#)
- [4 Features](#)
- [5 Package Contents](#)
- [6 SPECIFICATION](#)
- [7 Operation controls and functions](#)
- [8 Connection Diagram](#)
- [9 Application Example](#)
- [10 WEBSITE](#)
- [11 Documents / Resources](#)
  - [11.1 References](#)
- [12 Related Posts](#)



**OREI HDA-912 HDMI 18Gbps Audio Extractor with HDCP 2.2**



Follow us on YouTube and Facebook



[www.orei.com](http://www.orei.com)

### Thank you for purchasing this product

For optimum performance and safety, please read these instructions care-fully before connecting, operating or adjusting this product. Please keep this manual for future reference.

### Surge protection device recommended

This product contains sensitive electrical components that may be damaged by electrical spikes, surges, electric shock, lightning strikes, etc. Use of surge protection systems is highly recommended in order to protect and extend the life of your equipment.

### Registration page

Please Activate your warranty by registering your product through the link below – [www.orei.com/register](http://www.orei.com/register)

### Technical Support Need Help?

Our experienced Technical Support Team is here for you to answer your questions, give technical advice or help troubleshoot your project to get you installed on time and on budget. Call, email or chat with us now.

### OREI Live Technical Support Hours

US team (US/Canada/Mexico): Monday-Friday, 9 a.m. – 6 p.m. Central Time Support Email – [info@orei.com](mailto:info@orei.com) | Support Number – 877-290-5530 Or Chat Live on [www.orei.com](http://www.orei.com) Send us an instant message now. Our Technical Support Team will respond momentarily. Available during live support hours.

### Scan the QR code to watch a Video of How to Use the product.

Please Activate your Warranty by registering your product through the link below. – [www.orei.com/register](http://www.orei.com/register)



## Introduction

The HDMI 18Gbps Audio Extractor could extract audio signals from any HDMI com-pliant source to digital optical or analog stereo L/R audio outputs. Further, both input and output HDMI support video resolution up to 4K2K@50/60Hz (YUV444). It supports 10bits HDR (High Dynamic Range) pass through and HDMI high resolution digital au-dio formats bypass, LPCM 2CH, Dolby TrueHD, Dolby Digital Plus, Dolby Atmos and DTS-HD Master Audio, audio sampling rate up to 192 kHz. HDCP 2.2 and CEC bypass are supported.



## Features

1. HDMI 2.0b (18Gbps), HDCP 2.2 and DVI compliant
2. Video resolutions up to 4K2K@50/60Hz (YUV444)
3. Extracts HDMI audio to multi-channel optical (SPDIF) or L/R analog audio
4. Optical audio supports LPCM 2CH, Dolby Digital 2/5.1CH, DTS 2/5.1CH
5. Supports HDMI High Bit Rate (HBR) audio pass through
6. Audio sample rates up to 192kHz
7. 10bits HDR (High Dynamic Range) pass through
8. Supports CEC bypass

## Package Contents

|    |                             |       |
|----|-----------------------------|-------|
| 1. | HDMI 18Gbps Audio Extractor | 1pcs  |
| 2. | 5V/1A Power Adaptor         | 1pcs  |
| 3. | User Manual                 | 1 pcs |

**SPECIFICATION**

|                  |                       |
|------------------|-----------------------|
| <b>Technical</b> |                       |
| HDMI Compliance  | HDMI 2.0b             |
| HDCP Compliance  | HDCP 2.2 and HDCP 1.4 |
| Video Bandwidth  | 18 Gbps               |

|                                    |  |
|------------------------------------|--|
| Video Resolutions                  | up to 4K2K@50/60Hz(YUV4:4:4),4 2K@30Hz,1080P@120Hz, and 1080P 3D@60Hz  |
| Color Space                        | RGB, YCbCr 4:4:4, YCbCr 4:2:2  |
| Color Depth                        | 10-bit, 12-bit   |
| HDMI Audio Formats (Pass- through) | LPCM 2/5.1/7.1CH, Dolby Digital, DTS 5.1, Dolby Digital+, Dolby Tru eHD, DTS-HD Master Audio, Dolby Atmos, DTS:X |
| Optical Audio Formats              | LPCM 2CH, Dolby Digital 2/5.1CH, DTS 2/5.1CH   |
| L/R Audio Formats                  | Analog Stereo 2CH  |
| ESD Protection                     | Human body model — $\pm 8\text{kV}$ (air-gap discharge) & $\pm 4\text{kV}$ (contact discharge)                   |
| <b>Connections</b>                 |  |

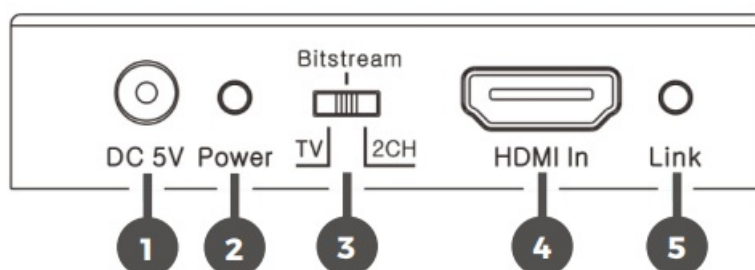
|         |   |
|---------|---|
| Inputs  | 1x HDMI Type A [19-pin female]  |
| Outputs | 1x HDMI Type A [19-pin female]<br>1x L/R Audio Out [3.5mm Stereo Mini-jack] 1x Optical Out [S/PDIF] |

|                   |                                    |
|-------------------|------------------------------------|
| <b>Mechanical</b> |                                    |
| Housing           | Metal Enclosure                    |
| Color             | Black                              |
| Dimensions        | 73.5mm [W] x 60.7mm [D] x 17mm [H] |
| Weight            | 130g                               |

|                       |   |
|-----------------------|---|
| Power Supply          | Input: AC100 – 240V 50/60H<br>Output: DC 5V/1A (US/EU standards, CE/FCC/UL certified) |
| Power Consumption     | 1W (Max)  |
| Operation Temperature | 32 – 104°F / 0 – 40°C   |
| Storage temperature   | -4 – 140°F / -20 – 60°C   |
| Relative Humidity     | 20 – 90% RH (no condensation)   |

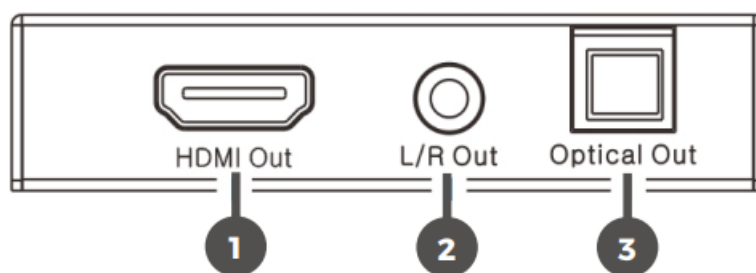
## Operation controls and functions

### Front Panel



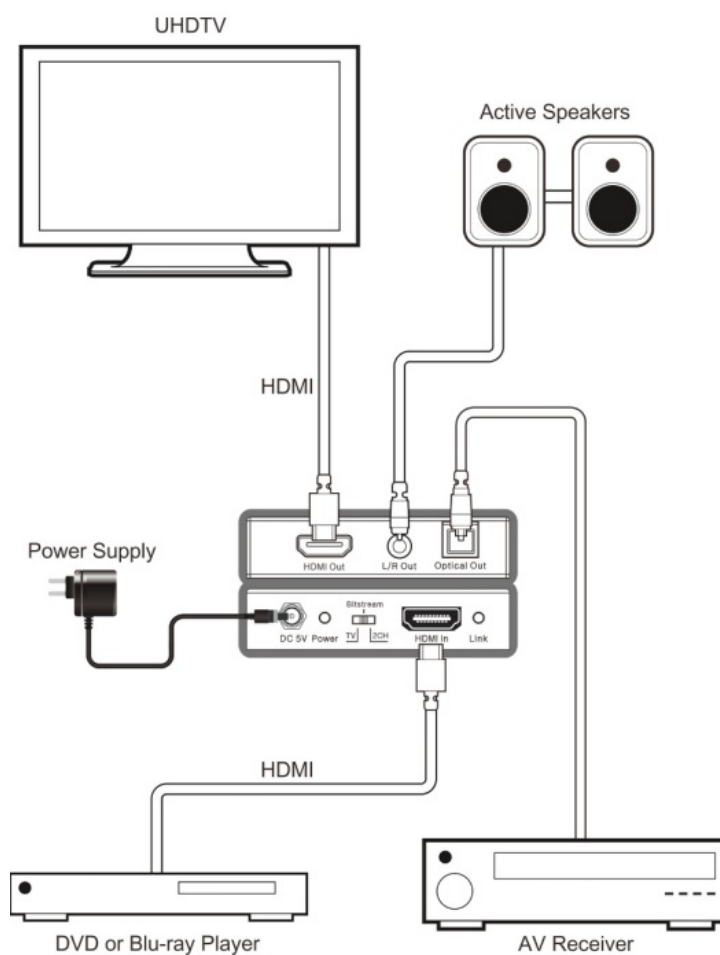
- 1. DC 5V:** Connect 5V/1A adaptor to AC wall outlet for power supply.
- 2. Power LED:** System power indicator.
- 3. TV / Bit Stream / 2CH:** This allows users to select audio format according to TV, Bit Stream or LPCM 2CH.
- 4. HDMI In:** Connect this to HDMI source devices such as Blu-ray or PS4 player
- 5. Link LED:** The LED will illuminate when detected HDMI input signal.

## Rear Panel



1. **HDMI Out:** Connect to HDMI display devices such as TV/Projector.
2. **L/R Out:** Connect to audio amplifier or TV L/R audio input port.
3. **Optical Out:** Connect to audio amplifier optical audio input port.

## Connection Diagram



## Application Example





## WEBSITE

[www.orei.com](http://www.orei.com)

## Documents / Resources



[OREI HDA-912 HDMI 18Gbps Audio Extractor with HDCP 2.2](#) [pdf] User Manual  
HDA-912 HDMI 18Gbps Audio Extractor with HDCP 2.2, HDA-912, HDMI 18Gbps Audio Extrac  
tor with HDCP 2.2

## References

- [OREI | Pro AV Solutions & Audio Video HDMI Accessories – OREI.COM](#)
- [OREI | Warranty Registration Form - OREI – OREI.COM](#)