



orbi Tri-Band Mesh WiFi 6 System Model RBK863S User Guide

[Home](#) » [orbi](#) » orbi Tri-Band Mesh WiFi 6 System Model RBK863S User Guide 

Contents

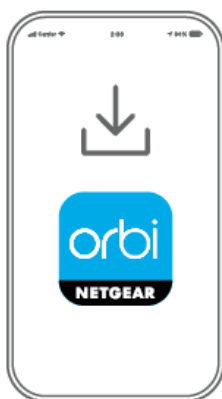
- [1 orbi Tri-Band Mesh WiFi 6 System Model RBK863S](#)
- [2 Let's get started](#)
- [3 Contents](#)
- [4 Overview](#)
- [5 Troubleshooting](#)
- [6 Support and Community](#)
- [7 Regulatory and Legal](#)
- [8 Documents / Resources](#)
 - [8.1 References](#)
- [9 Related Posts](#)



orbi Tri-Band Mesh WiFi 6 System Model RBK863S




Let's get started



1



2



3

1. Download the Orbi app and install your Orbi WiFi system

On your mobile phone, download the Orbi app and follow the setup instructions.

2. Secure your devices with NETGEAR Armor

NETGEAR Armor™ protects your family's WiFi with an automatic shield of security across your connected devices.

Your Orbi comes with a one-year Armor subscription. Tap the Security tile in your Orbi app to verify that your subscription is activated.

3. Do more with the app

Check out everything you can do on the Orbi app! Pause the Internet, run a speed test, set smart parental controls, and more. (Availability of software services can vary by region.)

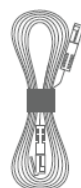
Contents



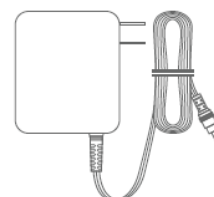
Orbi Router



Orbi Satellite X 2

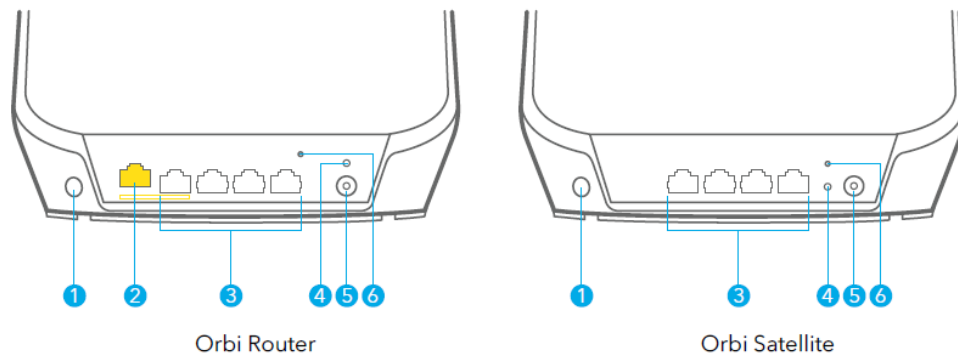


Ethernet Cable



Power Adapter X 3
(varies by region)


Overview



1. Sync Button
2. Internet Port
3. Ethernet Ports
4. Power LED
5. Power Connector
6. Reset Button

Troubleshooting

If you're having problems with the installation, try one of the following:

- If you already own another Orbi router and you used the Orbi app before, go to the dashboard and tap  > SET UP A NEW ORBI SYSTEM to install your new Orbi router.
- Turn off your modem and Orbi router and disconnect them. Reboot your modem. Reconnect your Orbi router to your modem, and try installing with the Orbi app again.
- If you're still unable to install your Orbi router using the Orbi app, manually install it using the router web interface.

Visit orbilogin.com to access the router web interface.

For more information, visit netgear.com/orbihelp.

NETGEAR, Inc.

350 East Plumeria Drive San Jose, CA 95134, USA

© NETGEAR, Inc., NETGEAR and the NETGEAR Logo are trademarks of NETGEAR, Inc. Any non-NETGEAR trademarks are used for reference purposes only.



201-29908-03

NETGEAR INTERNATIONAL LTD Floor 1, Building 3,
University Technology Centre Curraheen Road, Cork, T12EF21, Ireland

Support and Community

Visit netgear.com/support to get your questions answered and access the latest downloads. You can also check out our NETGEAR Community for helpful advice at community.netgear.com.

Regulatory and Legal

For regulatory compliance information including the EU Declaration of Conformity, visit <https://www.netgear.com/about/regulatory/>.


See the regulatory compliance document before connecting the power supply.

For NETGEAR's Privacy Policy, visit <https://www.netgear.com/about/privacy-policy>.

By using this device, you are agreeing to NETGEAR's Terms and Conditions at

<https://www.netgear.com/about/terms-and-conditions>. If you do not agree, return the device to your place of purchase within your return period.

Documents / Resources

	<p>orbi Tri-Band Mesh WiFi 6 System Model RBK863S [pdf] User Guide</p> <p>Tri-Band Mesh WiFi 6 System Model RBK863S, Tri-Band, Mesh WiFi 6 System Model RBK863S, RBK863S, RBK863S Mesh WiFi, Mesh WiFi, RBK863S WiFi, WiFi, Mesh WiFi 6 System</p>
---	--

References

- [N English - NETGEAR Communities](#)
- [N I'm having trouble installing my Orbi WiFi System; what do I do? | Answer | NETGEAR Support](#)
- [N NETGEAR Support | NETGEAR](#)
- [N Orbi Login & Setup | NETGEAR](#)
- [N NETGEAR Privacy Policy | NETGEAR](#)
- [N Regulatory | NETGEAR](#)
- [N NETGEAR Terms and Conditions | NETGEAR](#)
- [N Download Center | Downloads and Documentation | NETGEAR](#)