



Orbegozo LP 2500 Table Lamp with Fan Instruction Manual

[Home](#) » [Orbegozo](#) » Orbegozo LP 2500 Table Lamp with Fan Instruction Manual 

Contents

- [1 Orbegozo LP 2500 Table Lamp with Fan](#)
- [2 Product Information](#)
- [3 Specifications](#)
- [4 Product Usage Instructions](#)
- [5 INTRODUCTION](#)
- [6 Security instructions](#)
- [7 PRODUCT OVERVIEW](#)
- [8 INSTRUCTIONS FOR USE](#)
- [9 LOAD](#)
- [10 DECLARATION OF CONFORMITY](#)
- [11 Customer Service](#)
- [12 Frequently Asked Questions](#)
- [13 Documents / Resources](#)
 - [13.1 References](#)



Orbegozo LP 2500 Table Lamp with Fan



Product Information

The LP 2500 is a versatile appliance that combines a lamp and a fan in one compact device. It offers multiple lighting options and a cooling fan for added comfort.

Specifications

- **Model:** LP 2500
- **Features:** Lamp with multiple light settings, Cooling fan
- **Power Source:** USB cable

Product Usage Instructions

1. **Charging:** Plug the USB cable into a power outlet to charge the lamp. The lamp can also be used while charging.
2. **Power On:** Ensure the main switch is in the ON position.
3. **Light Control:** Press the button to cycle through natural light, cool white light, warm white light, and turn off the light. Hold the button to adjust the light intensity.
4. **Fan Control:** Press the button to turn on the fan. Press it again to turn it off.
5. **Safety:** Do not touch the fan while it is running. Turn off the appliance from the main switch if not used for an extended period.

INTRODUCTION

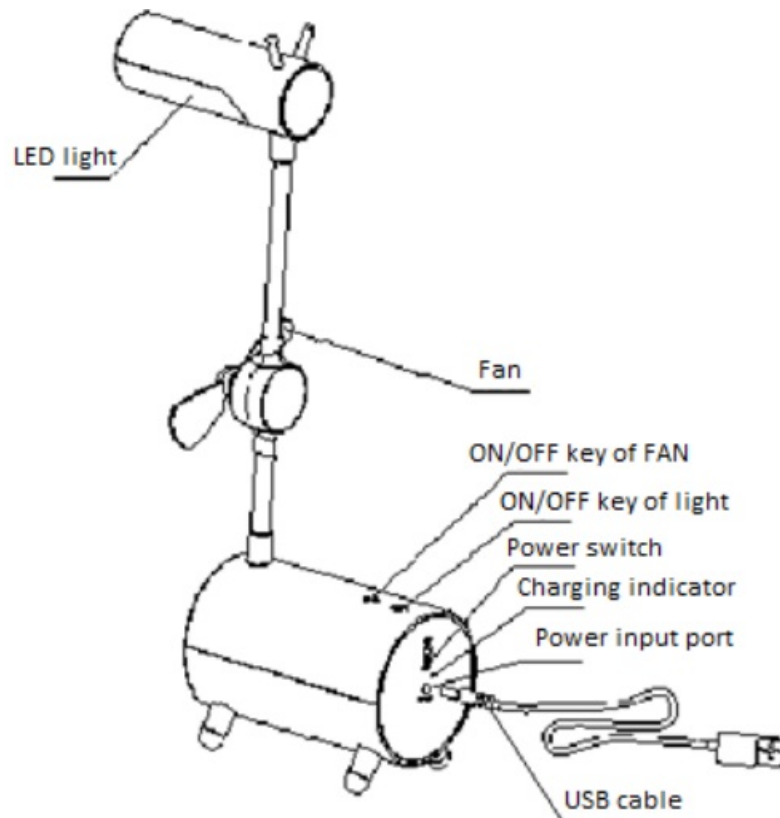
Read this manual carefully before running this appliance and save it for reference to obtain the best results and ensure safe use.

Security instructions

1. Only for indoor use and dry environments 0-40°C.
2. Do not open or repair this product by yourself.
3. Do not cover during operation.
4. This appliance can be used by children aged 8 years and above and persons with reduced physical, sensory, or mental capabilities or lack of experience and knowledge if they have been given supervision or instruction concerning the use of the appliance in a safe way and understand the hazards involved. Children must never play with the appliance.
5. Cleaning and user maintenance must never be carried out by children without supervision.
6. Children should be supervised to ensure that they do not play with the appliance.
7. **WARNING:** To ensure your children's safety, please keep all packaging (plastic bags, boxes, polystyrene, etc.) out of their reach.
8. Never immerse the appliance in water or any other liquid.
9. Make sure the appliance has been unplugged before cleaning.
10. This appliance must be installed following the national regulations for electrical installations.
11. In case you need a copy of the instruction manual, you can ask to find it on our website: www.orbegozo.com
12. **WARNING:** In case of misuse, there is a risk of possible injury.
13. This appliance is for household use only.




PRODUCT OVERVIEW

- Turn off the appliance from the main switch if you are not going to use it for a long time.
- The product may be turned on or off under the influence of an electromagnetic power source.
- Do not touch the fan while it is running.



INSTRUCTIONS FOR USE

1. Charge the lamp. It also works while charging.


2. Make sure the main switch is in the “ON” position.
3. Press the button  to turn on the light and you will get natural light. Press again for a cool white light, another for a warm white light, and another to turn off the light.
4. Press and hold the button  to adjust the light intensity
5. Press the button  to turn on the fan. Press it a second time to turn it off.

LOAD

- Plug the USB cable into a power outlet. When the charging indicator is on it means that it is charging, when it is turned off the process is complete.

Disposal of old electrical appliances



-  The European directive 2012/19/UE on Waste Electrical and Electronic Equipment (WEEE), requires that old household electrical appliances must not be disposed of in the normal unsorted municipal waste stream.
- Old appliances must be collected separately to optimize the recovery and recycling of the materials they contain and reduce the impact on human health and the environment.
- The crossed-out “wheeled bin” symbol on the product reminds you of your obligation, that when you dispose of the appliance, it must be separately collected.
- Consumers should contact their local authority or retailer for information concerning the correct disposal of their old appliances.

DECLARATION OF CONFORMITY

- This device complies with the requirements of the Low Voltage Directive 2014/35/EU and the requirements of the EMC Directive 2014/30/EU.

Customer Service


- Conifer, S.A.
- Avenida de Santiago, 86
- 30007 Murcia España
- E-mail: sonifer@sonifer.es
- Web: www.orbegozo.com
- Made in P.R.C.

Frequently Asked Questions

- Q: Can the lamp be used while charging?

- **A:** Yes, the lamp can be used while it is charging.
- **Q: How do I adjust the light intensity?**
 - **A:** Press and hold the button to adjust the light intensity.
- **Q: What should I do if the charging indicator is off?**
 - **A:** If the charging indicator is off, the charging process is complete.

Documents / Resources

	<p>Orbegozo LP 2500 Table Lamp with Fan [pdf] Instruction Manual LP 2500, LP 2500 Table Lamp with Fan, Table Lamp with Fan, Lamp with Fan</p>
---	---

References

-  [Orbegozo Electrodomésticos | Todo para tu hogar y cocina](#)
- [User Manual](#)

[Manuals+](#), [Privacy Policy](#)

This website is an independent publication and is neither affiliated with nor endorsed by any of the trademark owners. The "Bluetooth®" word mark and logos are registered trademarks owned by Bluetooth SIG, Inc. The "Wi-Fi®" word mark and logos are registered trademarks owned by the Wi-Fi Alliance. Any use of these marks on this website does not imply any affiliation with or endorsement.