



ORACLE LIGHTING Jeep Comanche MJ LED Tail Lights Installation Guide

[Home](#) » [ORACLE LIGHTING](#) » ORACLE LIGHTING Jeep Comanche MJ LED Tail Lights Installation Guide 

Contents

- [1 ORACLE LIGHTING Jeep Comanche MJ LED Tail Lights](#)
- [2 TOOLS NEEDED](#)
- [3 Documents / Resources](#)
 - [3.1 References](#)
- [4 Related Posts](#)



ORACLE LIGHTING Jeep Comanche MJ LED Tail Lights



ORACLE LIGHTING

COMANCHE MJ TAIL LIGHTS ORACLE PART #5909

INSTALLATION GUIDE

TOOLS NEEDED

- PHILLIPS HEAD SCREWDRIVER
- FLAT HEAD SCREWDRIVER WIRE CRIMPS
- STRIPPERS
- HEAT SOURCE

1. STEP: 1

WATCH THE VIDEO SCAN QR OR VISIT: [WWW.YOUTUBE.COM/WATCH?V=F5GKZSYK2Z0](https://www.youtube.com/watch?v=F5GKZSYK2Z0)



2. REMOVE THE (2) PHILLIPS SCREWS ON THE OUTSIDE OF THE LENS.




3. NEXT, REMOVE THE (2) PHILLIPS SCREWS ON THE INSIDE OF THE TRUCK BED SIDE.



4. NOW TAIL LIGHT CAN BE REMOVED. UNPLUG THE



5. START ON THE BOTTOM SOCKET WITH (3) WIRES ONLY. CLIP WIRES FROM SOCKET.



6. CONNECT THE BLACK WIRE TO THE BLACK WIRE ON THE QUICK DISCONNECT.



7. CONNECT THE BLUE WIRE TO THE WHITE WIRE ON THE QUICK DISCONNECT.




8. CONNECT THE BROWN WIRE TO THE YELLOW WIRE ON THE QUICK DISCONNECT.



9. SECOND SOCKET, CLIP THE WIRES. TWIST BOTH BROWN WIRES TOGETHER.



10. THEN TWIST BOTH BLUE WIRES TOGETHER CONNECT THE BLACK WIRE TO THE BLACK WIRE ON THE QUICK DISCONNECT.




11. CONNECT THE TWISTED BLUE WIRES TO THE WHITE WIRE ON THE DISCONNECT



12. CONNECT THE TWISTED BROWN WIRES TO THE YELLOW WIRE ON THE QUICK DISCONNECT



13. WIRING FOR REVERSE LIGHT PLUG, BLACK WIRE TO BLACK WIRE, WHITE WIRE TO BROWN WIRE W/WHITE STRIPE.




14. HEAT UP THE HEAT SHRINK ON THE END OF THE CONNECTORS. USE A HEAT GUN OR OTHER HEAT SOURCE.



15.

16.



REMOVE ORIGINAL SPEED CLIPS. REPLACE WITH NEW SPEED CLIPS. NOW YOU CAN INSTALL YOUR

NEW TAIL LIGHTS.



www.oraclelights.com © 2023 ORACLE LIGHTING 4401 Division ST. Metairie, LA 70002 FOR ADDITIONAL TECHNICAL SUPPORT PLEASE CALL US 1(800)407-5776

Documents / Resources

	<p>ORACLE LIGHTING Jeep Comanche MJ LED Tail Lights [pdf] Installation Guide Jeep Comanche MJ LED Tail Lights, Comanche MJ LED Tail Lights, MJ LED Tail Lights, LED Tail Lights, Tail Lights, Lights</p>
--	--

References

- [User Manual](#)

[Manuals+](#), [Privacy Policy](#)

This website is an independent publication and is neither affiliated with nor endorsed by any of the trademark owners. The "Bluetooth®" word mark and logos are registered trademarks owned by Bluetooth SIG, Inc. The "Wi-Fi®" word mark and logos are registered trademarks owned by the Wi-Fi Alliance. Any use of these marks on this website does not imply any affiliation with or endorsement.