



## OPTONICA CB15-A2 LED Spot Downlight COB TUV Pass 145 Degree Instruction Manual

[Home](#) » [OPTONICA](#) » OPTONICA CB15-A2 LED Spot Downlight COB TUV Pass 145 Degree Instruction Manual



### Contents

- [1 OPTONICA CB15-A2 LED Spot Downlight COB TUV Pass 145 Degree](#)
- [1.1 Installation Instructions](#)
- [2 Documents / Resources](#)
- [3 Related Posts](#)

# OPTONICA

**OPTONICA CB15-A2 LED Spot Downlight COB TUV Pass 145 Degree**



Thank you for choosing OPTONICA LED product.  
Please read this instruction carefully and follow each step of the described below.

**WARNING** This is an electrical product. Read the connection instructions carefully

## Before Installation

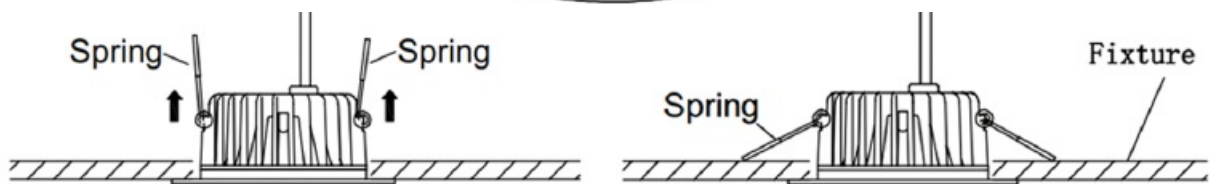
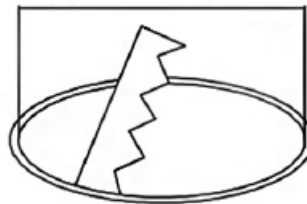
- Check product integrity
- Check the contents of the package
- Do not use if there are broken or missing items
- Turn off the power supply
- Check that the power supply corresponds to what is stated on the package

## Installation Instructions

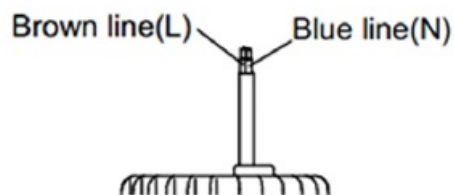
1. Switch off the power supply



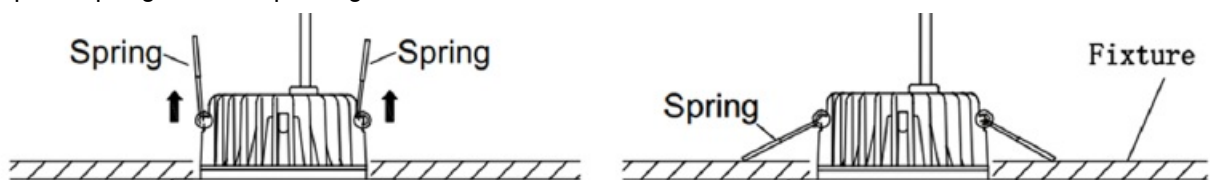
2. Cut out hole according to size shown on the box (skip this step if you have already made holes)



3. Link the power supply (MUST BE MADE ONLY BY CERTIFIED PROFESSIONAL)



4. Pull up the springs and keep straight



**NOTE:** Shown diagrams are for information purposes only.  
Please refer to a qualified electrician for installation.

## Product Guides

- This product complies with all relevant.  
EC Directive requirements.
- This product is not suitable for dimming.

- This product must be used in dry conditions.
- This product works with 220-240V
- Do not open this product.  
Electrical shock hazard
- This product must be repair only by specialist.

## INSTALLATION INSTRUCTIONS

The installation of the luminaire must be performed by a qualified technician. Supply voltage of the light: 230V/50Hz


1. Before you begin installation, make sure the power is off.
2. Connect the terminals of the input voltage of the power supply to the power cord from the mains.
3. Insulate connections to prevent short circuits

Prima Group 2004 Ltd. is not responsible for damage caused by improper installation. This product complies with the following EU Directives:

- LVD 2014135/EU
- EMC 2014130/EU

IMPORTANT: Prima Group 2004 LTD, Bulgaria, 1784 Sofia, Mladost 1, bl. 144, Ground Floor;  
Phone: +359 2 988 45 72;

## Documents / Resources

	<p><b><a href="#">OPTONICA CB15-A2 LED Spot Downlight COB TUV Pass 145 Degree</a></b> [pdf] Instruction Manual</p> <p>CB15-A2, LED Spot Downlight COB TUV Pass 145 Degree, CB15-A2 LED Spot Downlight COB TUV Pass 145 Degree</p>
---	---