




## OptiTrack eSync 2 Computer Hub Instruction Manual

[Home](#) » [OptiTrack](#) » OptiTrack eSync 2 Computer Hub Instruction Manual 

### Contents

- [1 OptiTrack eSync 2 Computer Hub](#)
- [2 General Purpose Sync In](#)
- [3 Documents / Resources](#)
  - [3.1 References](#)
- [4 Related Posts](#)

# OptiTrack

### OptiTrack eSync 2 Computer Hub



#### eSync 2

Synchronization and Time Code for your motion capture data, link up to almost any signal or source. Only one eSync 2 is needed per mocap system. Compatible with Ethernet cameras only.

#### General Purpose Sync In

Three high-impedance digital inputs are available for sending sync signals from an external device to the eSync 2.

#### VESA Stereo In

Connect to a stereo-capable graphics card, equipped with a 3-pin VESA connector, for applications using shutter glasses.

### Isolated Sync In

Used when the sync source is above normal logic 3.3V, or has a different ground reference.

### Genlock Sync In

Synchronize mocap data with external video devices via analog input.

### SMPTE Time Code In

Stamp recorded and streamed motion tracking data with SMPTE Time Code for compositing with other media in post.

### AUX Power In (optional)

12V universal power supply for when no PoE port is available to supply power.

### PoE 1000BASE-T Port

Used to connect the eSync 2 to an Ethernet mocap system, which needs to be on the same network as the cameras. When connecting to an uplink switch instead of a PoE switch, the 12V power supply is required.

### VESA Stereo Out

Used to pass through the stereo sync signal, and 5V power, from the graphics card to the IR emitter for shutter glasses. Warning: Do not connect this output to the graphics card.

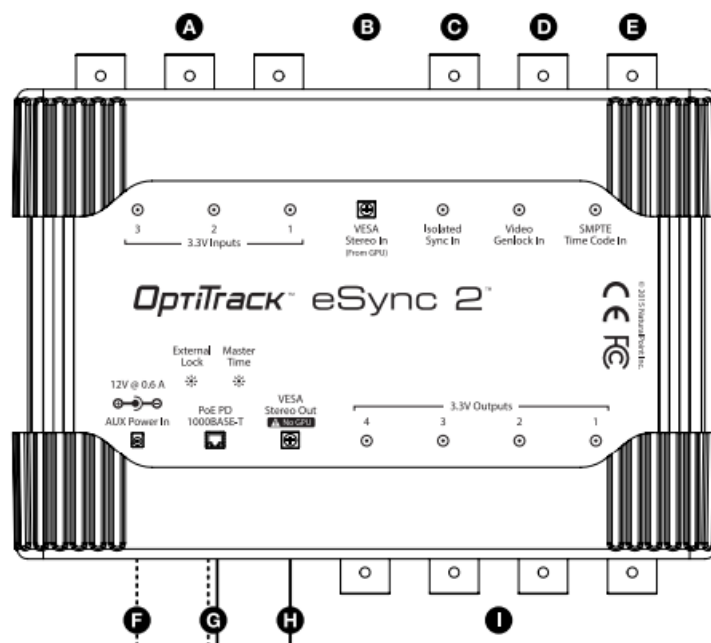
### General Purpose Sync Out

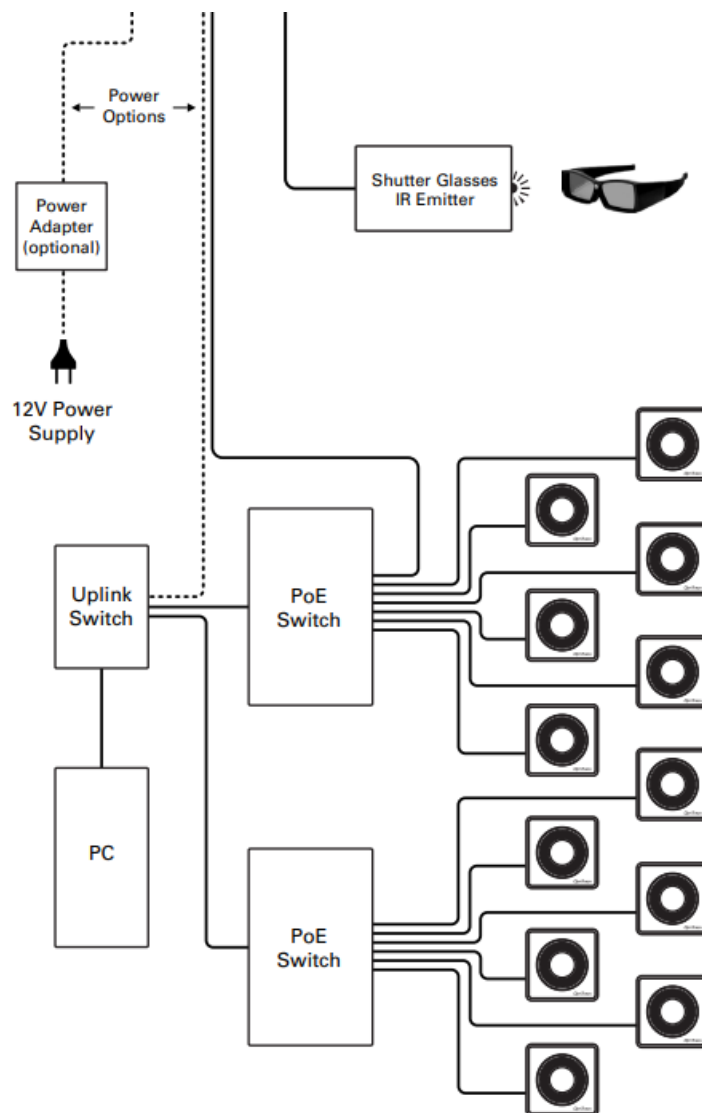
Four digital outputs are available for sending sync signals from the eSync 2 to external devices.

### Need help?

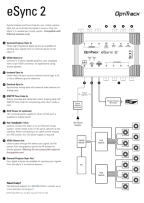
Call technical support at 1-[888-965-0435](tel:888-965-0435) or contact us at [www.optitrack.com/support](http://www.optitrack.com/support).

© 2015 NaturalPoint Inc. All rights reserved. P-OT-112.1502





## Documents / Resources

	<p><a href="#">OptiTrack eSync 2 Computer Hub</a> [pdf] Instruction Manual eSync 2 Computer Hub, eSync 2, Computer Hub, Hub</p>
---	---

## References

- [OptiTrack - Support](#)
- [User Manual](#)

[Manuals+](#), [Privacy Policy](#)

This website is an independent publication and is neither affiliated with nor endorsed by any of the trademark owners. The "Bluetooth®" word mark and logos are registered trademarks owned by Bluetooth SIG, Inc. The "Wi-Fi®" word mark and logos are registered trademarks owned by the Wi-Fi Alliance. Any use of these marks on this website does not imply any affiliation with or endorsement.