



# optimum DVW3201B Advance Wireless Voice Gateway Instructions

[Home](#) » [optimum](#) » optimum DVW3201B Advance Wireless Voice Gateway Instructions 

## Contents

- [1 optimum DVW3201B Advanced Wireless Voice Gateway](#)
- [2 OVERVIEW](#)
- [3 Documents / Resources](#)
  - [3.1 References](#)
- [4 Related Posts](#)

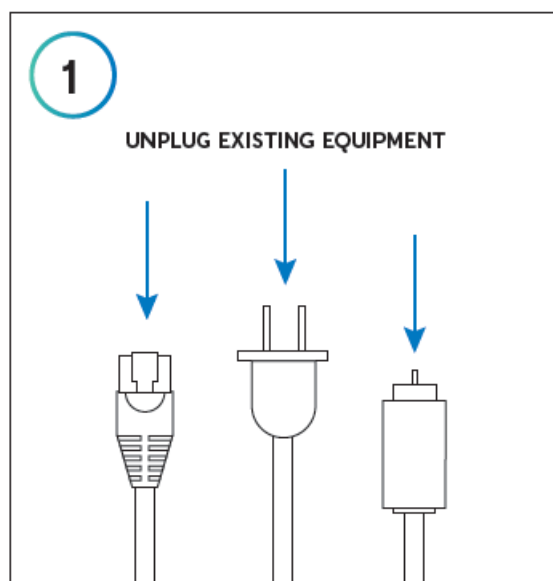
**optimum.**

**optimum DVW3201B Advanced Wireless Voice Gateway**

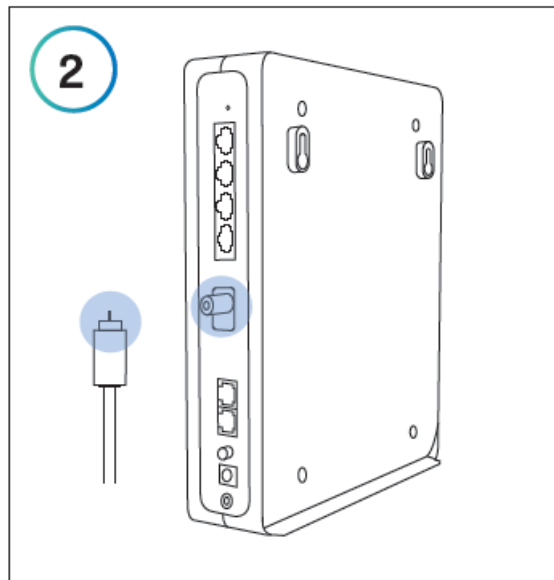


## OVERVIEW

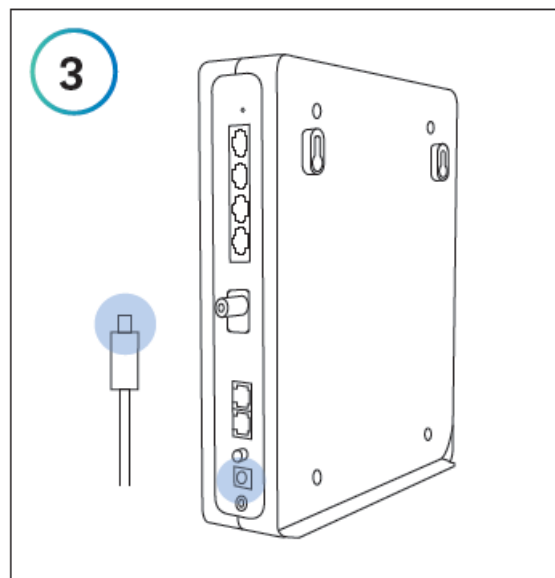
These instructions will guide you through installing or replacing your modem. If you prefer professional installation, please call us at 866.251.4049.



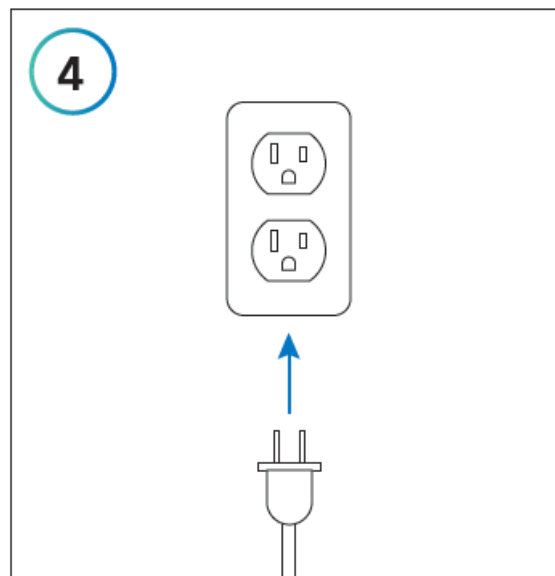
If you're replacing a modem, router or Gateway, disconnect everything from your existing equipment.



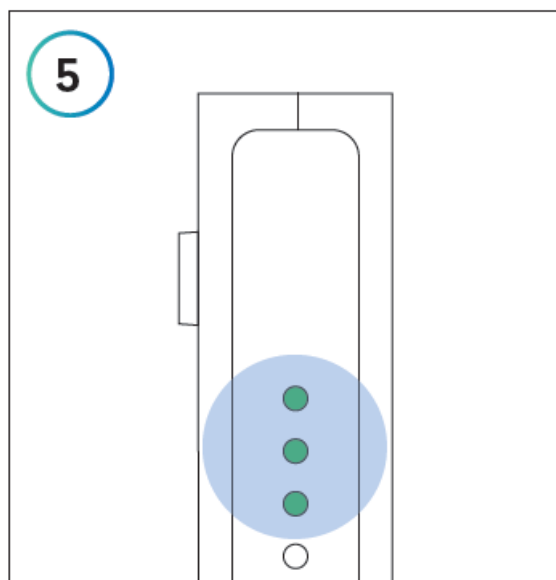
Connect the open end of your coaxial cable to the back of the new Gateway.



Plug the Gateway power cord into the back of the device.

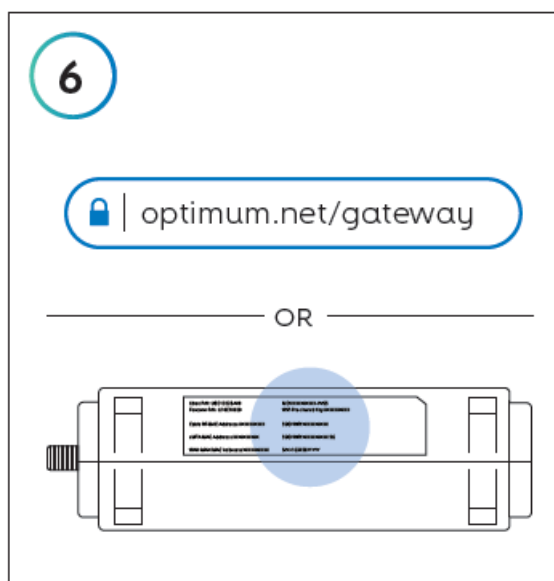


Plug the other end of the power cord into an electrical outlet.



The Gateway is ready for the next step when the top 3 lights (POWER, DS/US, ONLINE) on the front panel are solid green. This may take a few minutes.

Once you've connected and powered on your new Gateway, call 877.851.5652 to begin the activation process.



Sign in at [optimum.net/gateway](https://optimum.net/gateway) to personalize your in-home WiFi network name, also called an SSID and your password. Can't remember or don't have an Optimum ID? Visit [optimum.net/idhelp](https://optimum.net/idhelp)

If you'd rather use the defaults, look at the label on the bottom of the Gateway. Note, your password will be listed as the "Wi-Fi Pre-Shared Key".



To connect to the Internet, go to WiFi settings on your device. Select your in-home WiFi network name from the list and when prompted, enter your password. Repeat this step for all of your connected devices.

If you replaced a modem, router or Gateway, make sure to return your old equipment. Learn how at [optimum.net/return](https://optimum.net/return)

Optimum, the Optimum family of marks & Optimum logos are trademarks of CSC Holdings, LLC, a subsidiary of Altice USA, Inc. ©2021 CSC Holdings, LLC.

## Documents / Resources

	<p><a href="#">optimum DVW3201B Advance Wireless Voice Gateway</a> [pdf] Instructions DVW3201B Advance Wireless Voice Gateway, DVW3201B, Advance Wireless Voice Gateway</p>
--	---

## References

- [Sign In to Manage Your Services | Optimum](#)
- [Optimum | Need help with your Optimum ID and password?](#)
- [Optimum | Equipment Shipping Instructions](#)