

OPT7

**Flexible Sidekick Running
Board Light**



OPT7 Flexible Sidekick Running Board Light Installation Guide

[Home](#) » [OPT7](#) » OPT7 Flexible Sidekick Running Board Light Installation Guide 

Contents

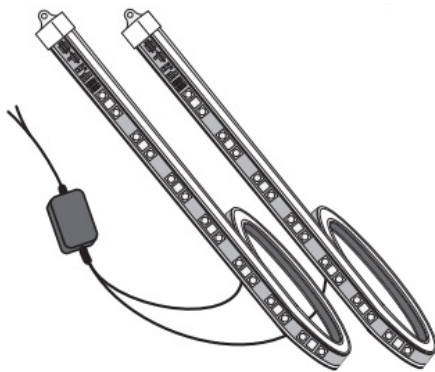
- [1 OPT7 Flexible Sidekick Running Board Light](#)
- [2 What's included](#)
- [3 Installation](#)
- [4 How to use the warning mode functions](#)
- [5 DISCLAIMER](#)
- [6 Product Specifications](#)
- [7 FAQ](#)
- [8 Documents / Resources](#)
 - [8.1 References](#)



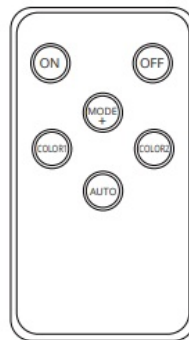
OPT7 Flexible Sidekick Running Board Light



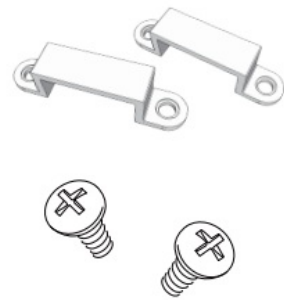
What's included



2 x LED Light strips
with Control Box



Remote
Control



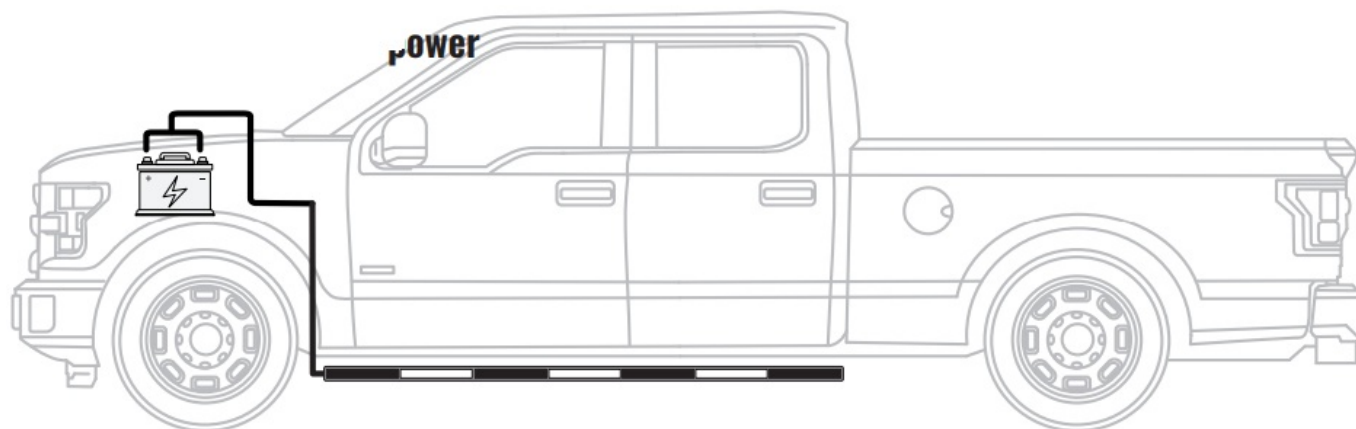
Mounting
Brackets

Installation

EXAMPLE

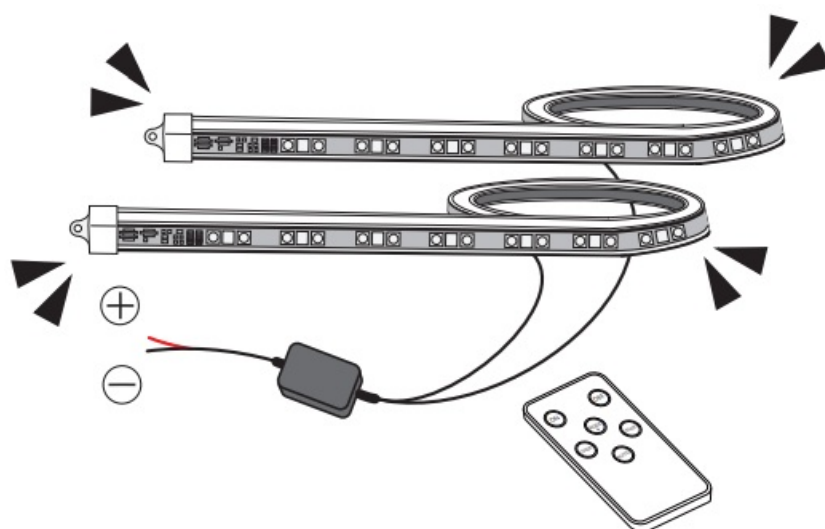
Recommendation for methods and location

12V battery/ running light / ACC power



STEP 1

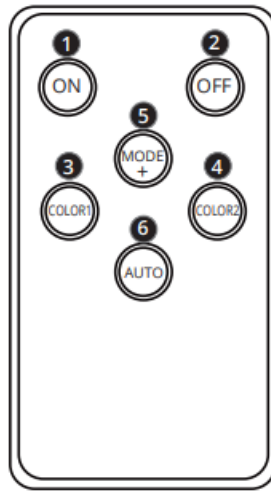
Before mounting the Sidekick Flexible Warning Strips, connect the positive and negative wires directly to a 12V battery. This will help you verify that the strips are functioning correctly.



How to use the warning mode functions

Using the included 6-Key Remote, to select the functions on the remote, see below.

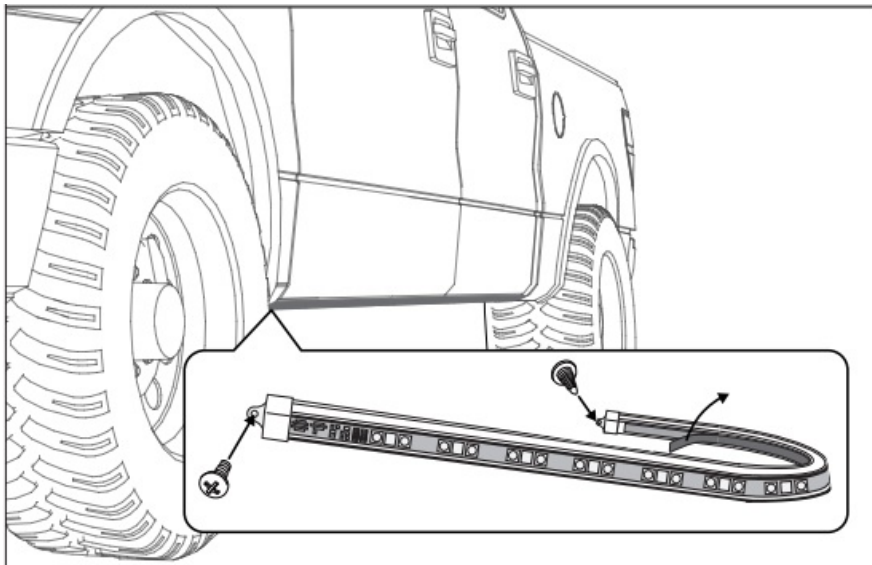
1. Power ON
2. Power OFF
3. White Color Mode
4. Amber Color Mode
5. Warning Light Mode Adjust (31 modes)
6. Automatically Switch Warning Light Mode



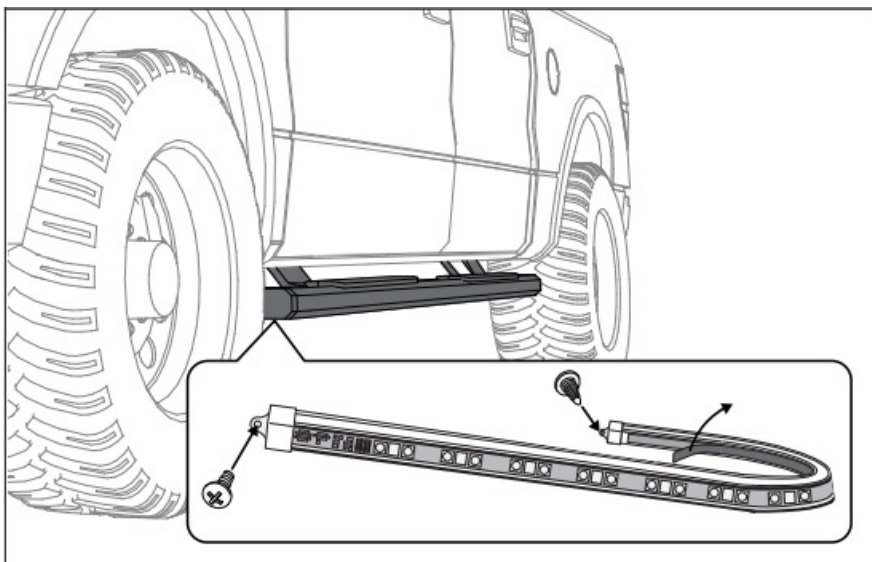
STEP 2

Use the provided screws and clips to ensure a solid installation and gently remove the adhesive backing from the light strip. If there is a running board on the vehicle, please find a suitable place to install the sidekick warning light strips.

VEHICLE WITHOUT RUNNING BOARD



VEHICLE WITH RUNNING BOARD

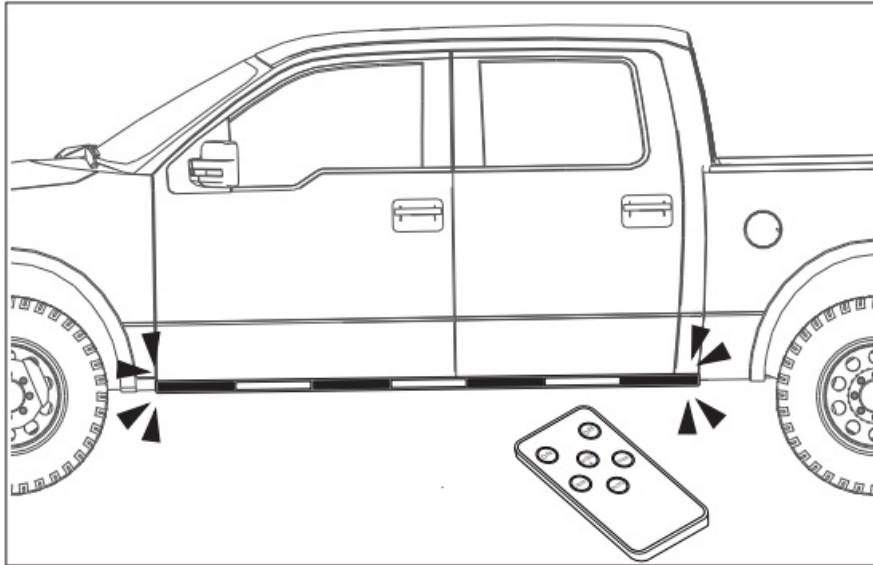


IMPORTANT

- Some vehicles are equipped with electric running board; please make sure it could work normally after installing the sidekick warning light strips.

STEP 3

After you've mounted the strips, turn on your vehicle and check to ensure that all the lights are working correctly.



DISCLAIMER

OPT7 Lighting is not liable for damages, injuries, or death while installing this product. The Installation Guide is intended as assistance to reduce setup time. OPT7 Lighting assumes no responsibility for improper installation. If you are unfamiliar with your vehicle or inexperienced with aftermarket upgrades, please seek professional assistance.

- We provides 90-days warranty. Feel free to contact us using the link below for product inquiries or installation support.
- OPT7 Support Team: <https://www.opt-7.com/pages/customer-support>

Product Specifications

- **Product Name:** Flexible Sidekick Running Board Light with Warning Modes
- **Includes:** 2 x LED Light strips, Control Box, Remote Control, Mounting Brackets
- **Power Source:** 12V battery/ running light / ACC power

FAQ

Q: What are the warning modes and how do I use them?


Answer: The warning modes include ON, OFF, COLOR1, COLOR2, and AUTO. Using the 6-Key Remote, you can select functions such as Power ON, Power OFF, White Color Mode, Amber Color Mode, Warning Light Mode Adjustment (31 modes), and Automatic Switch Warning Light Mode.

Q: What should I do if I encounter issues during installation?

Answer: If you face challenges during installation, please seek professional assistance. OPT7 Lighting provides a 90-day warranty and support for product inquiries or installation assistance through the OPT7 Support Team:

Customer Support.

Documents / Resources

	<p>OPT7 Flexible Sidekick Running Board Light [pdf] Installation Guide Flexible Sidekick Running Board Light, Sidekick Running Board Light, Board Light, Light</p>
---	--

References

- [7 Contact Us | Support Request Page - OPT-7.com – OPT7 Lighting Inc](#)
- [User Manual](#)

[Manuals+](#), [Privacy Policy](#)

This website is an independent publication and is neither affiliated with nor endorsed by any of the trademark owners. The "Bluetooth®" word mark and logos are registered trademarks owned by Bluetooth SIG, Inc. The "Wi-Fi®" word mark and logos are registered trademarks owned by the Wi-Fi Alliance. Any use of these marks on this website does not imply any affiliation with or endorsement.