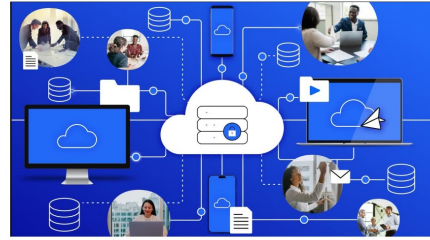
 **opentext**
Core
Content
Management
Migration
Services



opentext Core Content Management Migration Services Instructions

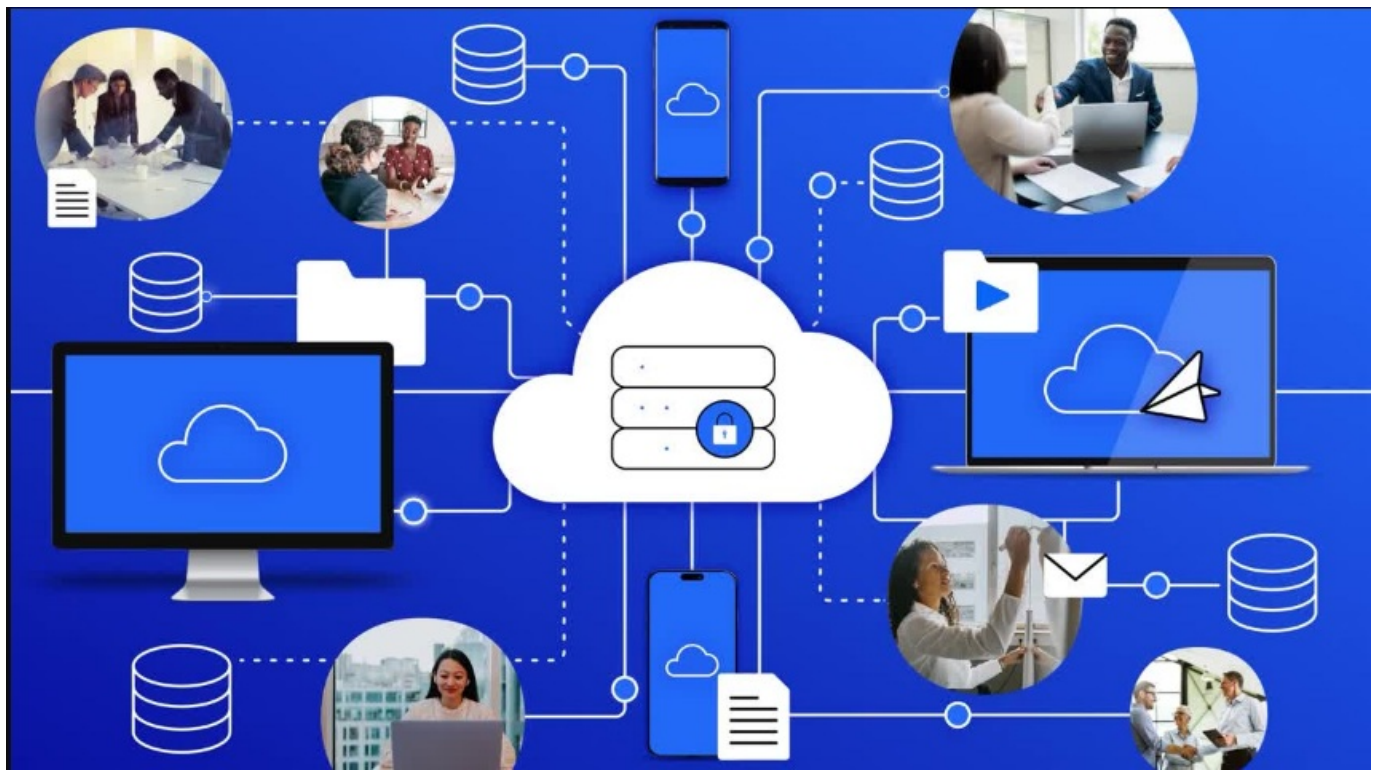
[Home](#) » [opentext](#) » opentext Core Content Management Migration Services Instructions 

Contents

- [1 opentext Core Content Management Migration Services](#)
- [2 Specifications](#)
- [3 Product Information](#)
- [4 Benefits](#)
- [5 Key Steps for Migration](#)
- [6 Product Usage Instructions](#)
- [7 OpenText Core Content Management Migration Services](#)
- [8 FAQs](#)
- [9 Documents / Resources](#)
 - [9.1 References](#)
- [10 Related Posts](#)



opentext Core Content Management Migration Services



Specifications

- Product: OpenText Core Content Management Migration Services
- Platform: SaaS content management

Product Information

OpenText Core Content Management Migration Services provide expert guidance to transition from your current platform to OpenText's SaaS content management solution. This service aims to reduce risk, lower costs, and enhance the value of your content management processes by leveraging the expertise of OpenText professionals.

Benefits

- Trustworthy guidance through a seamless migration process
- Minimized risk and cost
- Increased value through expert assistance

Key Steps for Migration

1. Analyze: Understand existing setup and requirements
 2. Build: Create a migration strategy
 3. Test: Validate the migration plan
 4. Deploy: Execute the migration process
- OpenText experts tailor the migration to your business needs, ensuring a smooth transition with minimal disruptions.
 - Explore various migration options based on your specific requirements by contacting us today.

Product Usage Instructions

A clearly defined strategy along with the right tools are key to a successful migration project:

Step 1: Analyze

Begin by analyzing your current content management setup and identifying the key requirements for the migration.

- Kick off workshops and interviews
- Project scoping
- Business requirements analysis
- Project setup and schedule

Step 2: Build

Work with our experts to develop a comprehensive migration strategy that aligns with your business goals.

- Migration solution design workshop
- OpenText Core Content Management migration solution design
- Configuration of migration environment

Step 3: Test

Thoroughly test the migration plan to ensure all data and functionalities are successfully transferred to the new platform.

- Migration of 10 percent of data
- Customer validation of data
- User Acceptance Testing (UAT)

Step 4: Deploy

Execute the migration process as per the finalized plan, with support from OpenText professionals to address any issues that may arise.

- Create and execute from pre-production to production
- Post go-live support
- Knowledge transfer
- User adoption

OpenText Core Content Management Migration Services

Get expert guidance moving from your existing platform to OpenText Core Content Management

Benefits

- Move to the cloud
- Mitigate risk
- Achieve faster ROI

Trust OpenText to guide you through a seamless migration from your existing solution to OpenText™ Core Content

Management, our SaaS content management platform. Mitigate risk, reduce cost, and increase value by working with experts.

Trust the OpenText migration experts

OpenText experts will work to understand your unique business requirements and ensure minimal disruption.

Migrate to SaaS content management

Other migration options available depending on requirements. [Learn more today ›](#)

FAQs


Q: Can I migrate to OpenText Core Content Management without expert guidance?

A: While expert guidance is recommended for a seamless transition, OpenText offers various migration options to cater to different needs. Contact us for more information on self-migration possibilities.

Q: How long does the migration process typically take?

A: The duration of the migration process can vary based on the complexity of your existing setup and requirements. Our experts can provide a more accurate timeline after assessing your specific situation.

Documents / Resources



[opentext Core Content Management Migration Services](#) [pdf] Instructions
242-000026-001, Core Content Management Migration Services, Content Management Migrati
on Services, Management Migration Services, Migration Services, Services

References

- [User Manual](#)

[Manuals+](#), [Privacy Policy](#)

This website is an independent publication and is neither affiliated with nor endorsed by any of the trademark owners. The "Bluetooth®" word mark and logos are registered trademarks owned by Bluetooth SIG, Inc. The "Wi-Fi®" word mark and logos are registered trademarks owned by the Wi-Fi Alliance. Any use of these marks on this website does not imply any affiliation with or endorsement.