



# ONYX Boox Nova3 7.8" E-book Reader E-ink Android Tablet User Guide

[Home](#) » [ONYX](#) » ONYX Boox Nova3 7.8" E-book Reader E-ink Android Tablet User Guide 

## Contents

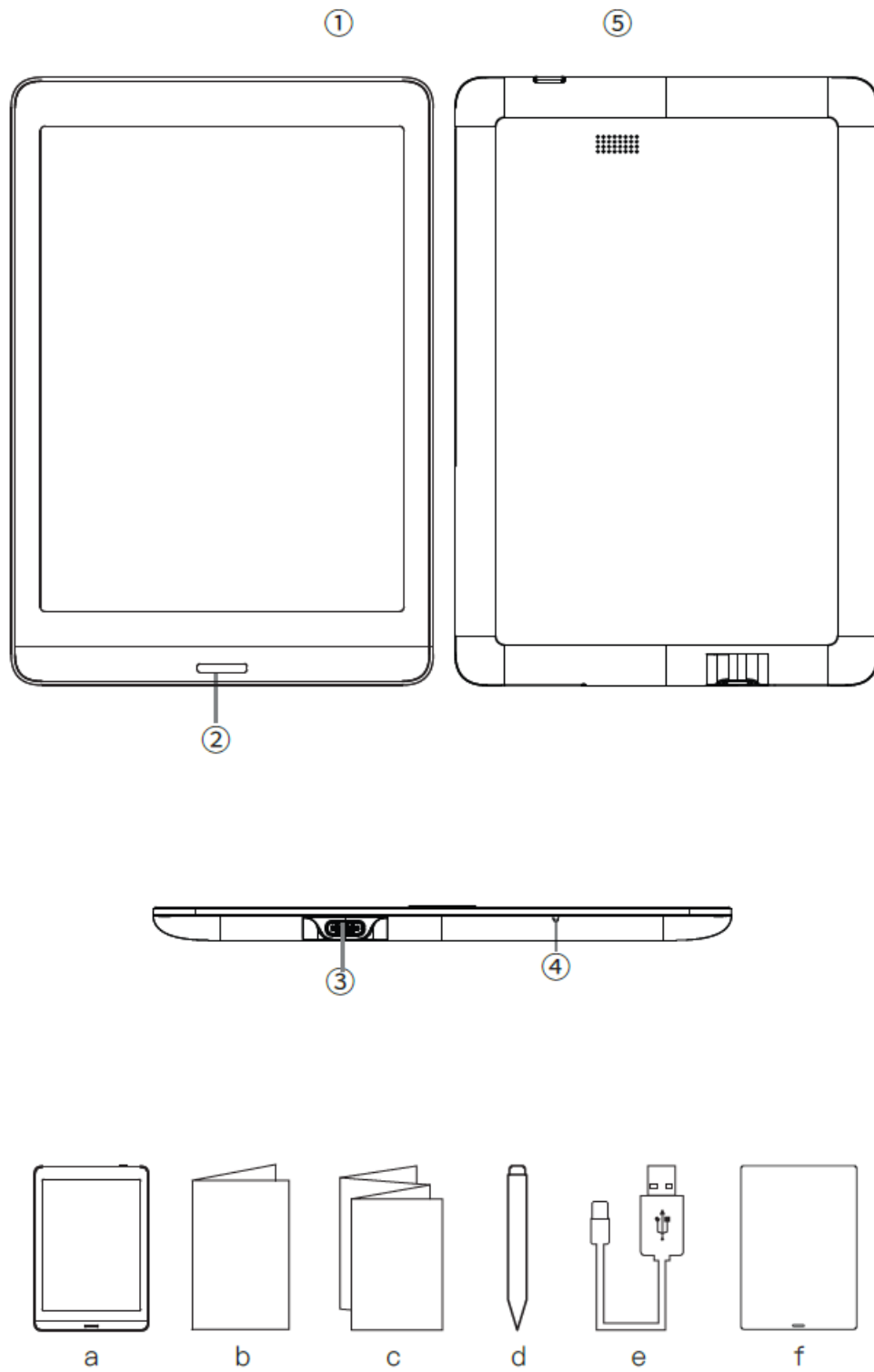
- [1 ONYX Boox Nova3 7.8" E-book Reader E-ink Android Tablet](#)
- [2 OVERVIEW](#)
- [3 INSTRUCTION](#)
- [4 FCC Statement](#)
- [5 Documents / Resources](#)
- [6 Related Posts](#)

## ONYX

ONYX Boox Nova3 7.8" E-book Reader E-ink Android Tablet



## OVERVIEW



1. Power
2. Back
3. USB-C Port
4. Mic
5. Speaker
  - BOOX Device
  - Warranty Card
  - Quick Start Guide
  - USB-C Cable
  - Protective Film

**Turn on the device:** Hold down the power button for 2-3 second.

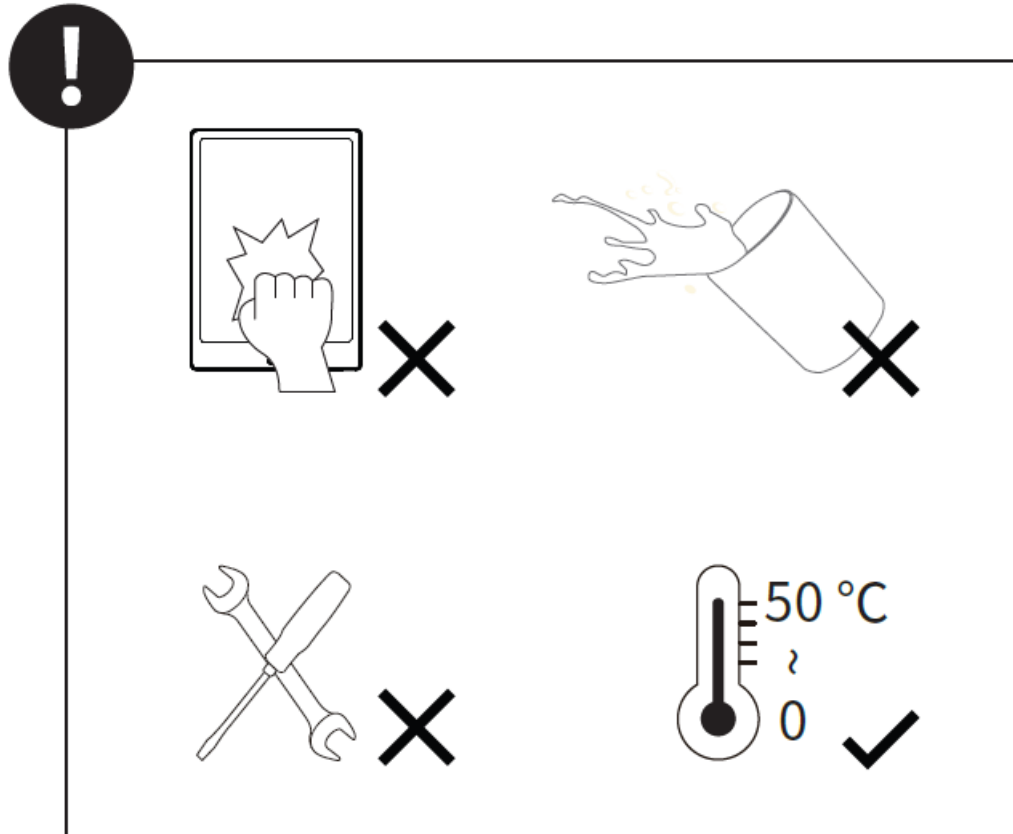
**Charging:** When you see a low battery alter or cannot turn on the device, charge it by connecting to the PC or power supply with an adapter. The indicator light will be on when the device is charging, and will be off after the battery is fully charged.

**Firmware update:** Download the update packages to the root directory of the local storage, or get OTA updates on the device. To force shutdown, please hold the power button for about 8 seconds.

You can read the full version of the User Manual on the official BOOX website:

<https://www.boox.com/downloads/>

## INSTRUCTION



## FCC Statement

This device complies with Part 15 of the FCC rules. Operation is subject to the following two conditions: 1) this device may not cause harmful interference, and 2) this device must accept any interference received, including interference that may cause undesired operation.

**Note:** This equipment has been tested and found to comply with the limits for a Class B digital device, pursuant to part 15 of the FCC Rules. These limits are designed to provide reasonable protection against harmful interference in a residential installation. This equipment generates uses and can radiate radio frequency energy and, if not installed and used in accordance with the instructions, may cause harmful interference to radio communications. However, there is no guarantee that interference will not occur in particular installation. If this equipment does cause harmful interference to radio or television reception, which can be determined by turning the equipment off and on, the user is encouraged to try to correct the interference by one or more of the following measures:


- Reorient or relocate the receiving antenna.
- Increase the separation between the equipment and receiver.
- Connect the equipment into an outlet on a circuit different from that to which the receiver is connected.
- Consult the dealer or an experienced radio/TV technician for help.

Changes or modifications not expressly approved by the party responsible for compliance could void the user's authority to operate the equipment.

**Radiation Exposure Statement**

This device complies with RF radiation exposure limits set forth for an uncontrolled environment. This transmitter must not be co-located or operating in conjunction with any other antenna or transmitter.

**Documents / Resources**

	<a href="#">ONYX Boox Nova3 7.8" E-book Reader E-ink Android Tablet</a> [pdf] User Guide NOVA3, XR3-NOVA3, XR3NOVA3, Boox Nova3, 7.8 E-book Reader E-ink Android Tablet, Reader E-ink Android Tablet, Android Tablet, 7.8 E-book Reader
---	--