



Onn. Bluetooth Item Tracker Instruction Manual

[Home](#) » [Onn](#) » Onn. Bluetooth Item Tracker Instruction Manual 

Contents

- 1 Onn. Bluetooth Item Tracker
- 2 01. Getting Started
 - 2.1 1. Download and Install the App:
 - 2.2 2. Power On / Off:
- 3 02. Add Your Device
 - 3.1 1. Start the App
 - 3.2 2. Connect your Item Tracker
 - 3.3 3. Place your Item Tracker
- 4 03. Find Your Item
 - 4.1 1. Find your Item Tracker
 - 4.2 1. Find your Phone
 - 4.3 2. Find your Parked Car
- 5 Item Trackers
- 6 Download
- 7 Related Posts

Onn. Bluetooth Item Tracker



Instruction Manual

01. Getting Started

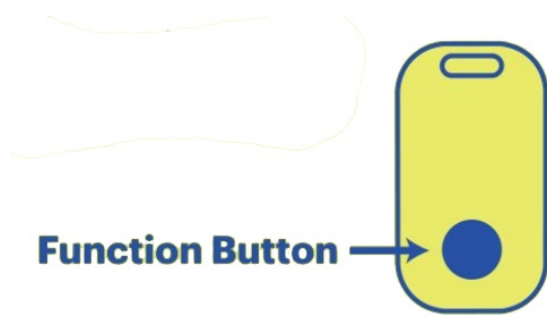
1. Download and Install the App:



- On the App Store's or Google Play's, search onn. Item Tracker and download the onn. Item Tracker app.

2. Power On / Off:

- Press and hold your Item Tracker's function button for at least 3 seconds until you hear 2 beeps indicating it has powered on.
- To power off, hold the same button for 3 seconds. You will hear 1 long beep (—cm indicating your Item Tracker is off.



02. Add Your Device

1. Start the App

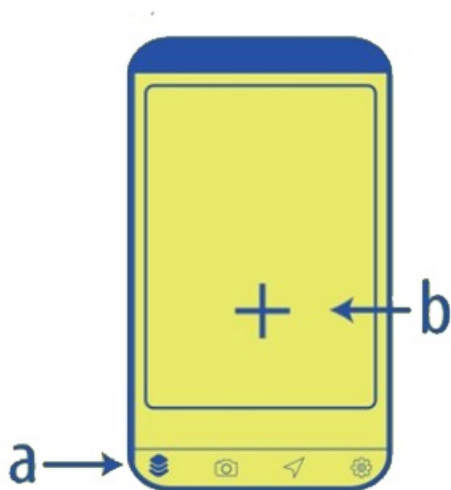
- Open the app on your phone
- Allow notifications from the app.

2. Connect your Item Tracker

- Turn on your Item Tracker
- Select Devices from the bottom menu of the app
- Tap the “+” to add your Item Tracker

3. Place your Item Tracker

- Connect your Item Tracker to the item you wish to track i.e. your keys

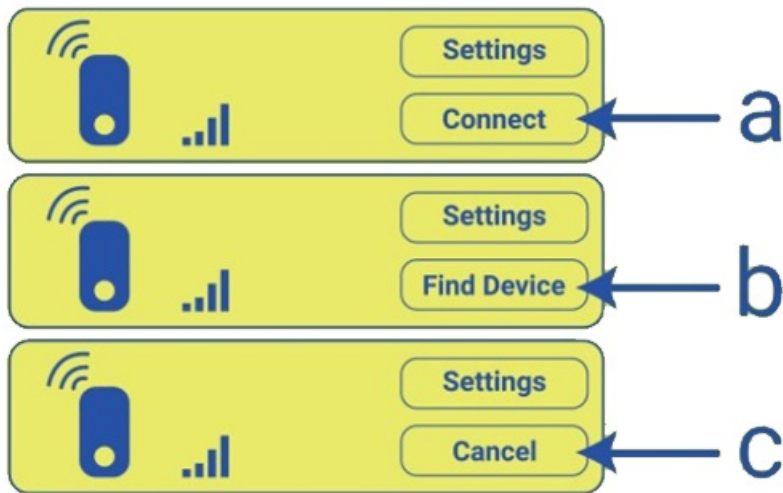


03. Find Your Item

1. Find your Item Tracker

- Open the app on your phone
- Select Devices from the bottom menu of the app

- Tap “Connect” to connect your tracker
- Tap ‘Find Devices to make your tracker beep
- Tap “Cancel” to stop the beeps when you find it



04. Find Your Phone or Parked Car

1. Find your Phone

- Press the Item Tracker's function button twice to sound an alert on your missing phone
- Tap confirm on your phone to cancel the alert

2. Find your Parked Car

- When you park your car, press the button on Your Item Tracker once and it will mark your location
- Tap '-Location' from the bottom menu to locate your vehicle in the location history

Item Trackers	
Track items using Bluetooth® Wireless Technology	Easy-to-use app tracks the Item Tracker on your mobile device
Reverse tracking— ping your lost mobile device with the Item Tracker	Tracks up to 150 feet away
Replaceable battery so you never have to replace your Item Trackers	
<p>The Basics Never lose your stuff. again! Our Item Trackers use Bluetooth. Wireless Technology to find your stuff,. Simply attach the tracker to your keys, purse, or whatever seems to grow legs and walkaway. The best part is you can use it both ways and easily ping your lost mobile device from up to 150 feet away! Now your stuff will be safe and sound... right under your nose. Add onn.</p>	<p>The Specs</p> <ul style="list-style-type: none"> • Bluetooth • Tracking range up to 150 ft (45.7 m) • Battery type CR2032 (included)

The Bluetooth® word mark and logos are registered trade Marks owned by Bluetooth SIG, Inc. and any use of such marks by Walmart Inc. is under license.

Need help?
7 am-9 pm CST
1-888-516-2630

©2020 Walmart onn. is a trademark of Walmart
All Rights Reserved.
Distributed by Walmart Inc.,
Bentonville, AR 72716 MADE IN CHINA



Download

Onn. Bluetooth Item Tracker Instruction Manual – [[Download PDF](#)]
