



ONLY D-4DET Automation System User Manual

[Home](#) » [ONLY](#) » ONLY D-4DET Automation System User Manual 



Contents

- [1 Input mode configuration](#)
- [2 Notes:](#)
- [3 Assigning D-4DET inputs to automation outputs](#)
- [4 Factory mode restoral](#)
- [5 Configuring input detection mode](#)
- [6 Documents / Resources](#)
- [7 Related Posts](#)

Input mode configuration



1. Press PROG 2s, led lights green
2. Press on wanted input button (1...4), led blinks:
 - 1 = Toggle
 - 2 = ON/UP
 - 3 = OFF/DOWN
 - 4 = Timed ON
 - 5 = Delayed ON
 - 6 = Scenario
3. Select new mode by successive presses on PROG.
4. Press on same input button of 2) to save and exit.

Notes:

1. Buttons 1...4 correspond to inputs 1...4.
2. C terminal provides 24Vdc referred to N. It can be wired to one of the terminals of the voltage-free contact(s) which in turn are connected to D-4DET input(s).
3. Inputs 1...4 are universal, you can individually apply 24Vdc or AC (max. 230V) if referred to same Neutral of D-4DET supply.

Assigning D-4DET inputs to automation outputs

1. Place the wanted output(s) on C-2OUT, D-8OUT, etc, in PROG mode.
2. Press on wanted D-4DET input button (1...4).

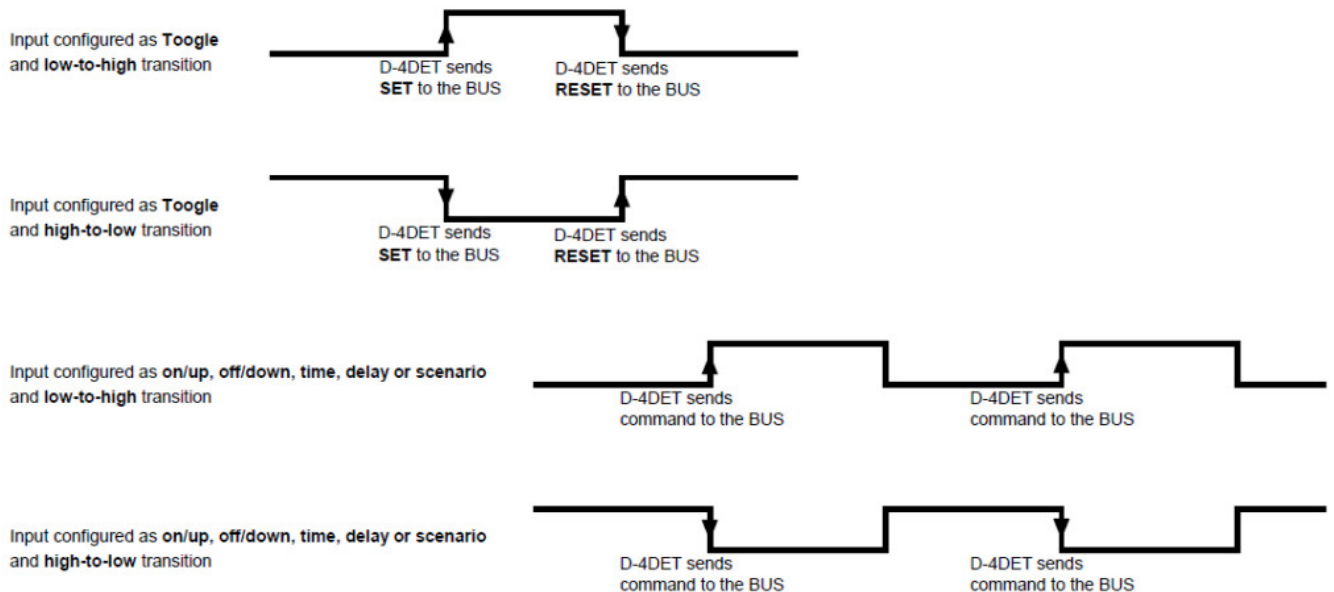
Factory mode restoral

1. Press and hold PROG for 10s until both leds blink for the second time.

Configuring input detection mode

It is possible to individually program D-4DET inputs 1...4 to send commands to the BUS (toggle, on, off, etc) when the contact to which the input is connected, closes or opens. From factory all the four inputs are configured to send commands when the contact closes (voltage is applied to D-4DET input).

1. Press shortly PROG, led lights red.
2. Press on input button 1...4, second LED blinks according actual selection:
 - 1 = on contact closure (voltage is applied to input, logic 0 > 1)
 - 2 = on contact opening (voltage is removed from input, logic 1 > 0)
3. Press on PROG to change if necessary (1>2 or 2>1).
4. Save and exit by pressing on same input button of 2).



ENANCER Electrónica Lda

Rua Max Grundig 9



4705-820 Braga Portugal

Tel: +351 253 221 484

info@only-smartbuildings.com

www.only-smartbuildings.com

Documents / Resources

<div data-bbox="140 100 242 161"> Automation System D-4DET User Manual</div> <div data-bbox="140 161 285 257"></div>	<div data-bbox="317 241 1024 315"><p>ONLY D-4DET Automation System [pdf] User Manual D-4DET Automation System, D-4DET, Automation System</p></div>
--	---