

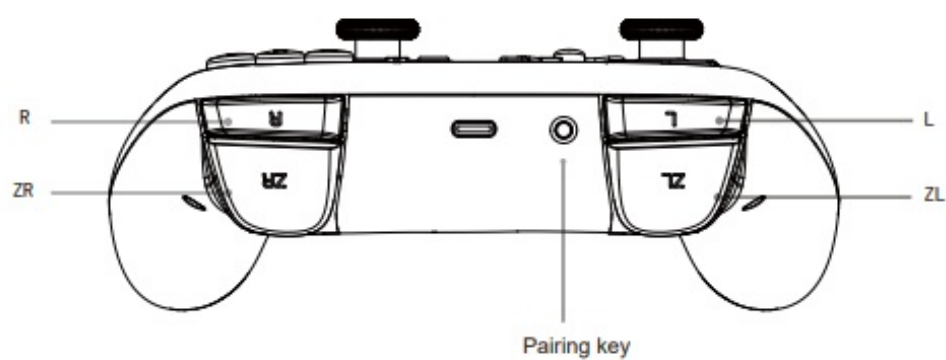
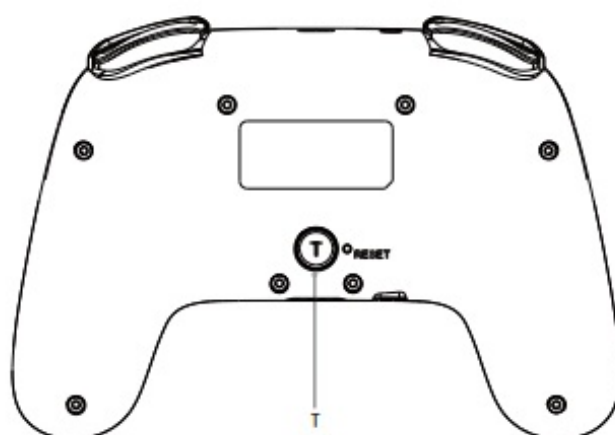
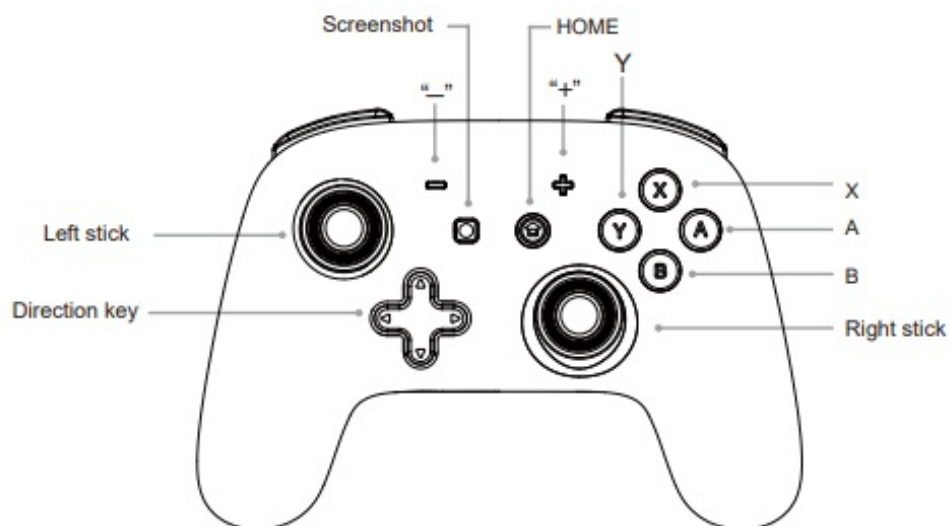


Onikuma YS27 Wireless Game Controller Instruction Manual

[Home](#) » [ONIKUMA](#) » Onikuma YS27 Wireless Game Controller Instruction Manual 

ONIKUMA

YS27 Wireless Game Controller
Instruction Manual



Contents

[1 Connection mode](#)

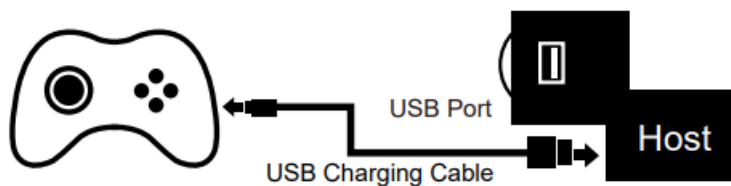
[2 Turbo Continuous Function](#)

[3 FCC STATEMENTS:](#)

[4 Documents / Resources](#)

Connection mode

The first connection: Long press pairing key for 2 seconds, led1-led4 running lights flash
Second connection **mode:**



Android

1. Long press the “x + home” key for 2 seconds in the off state, which is the Android gamepad mode, and the LED4 indicator will be on.
2. After successful pairing, press the [home] key next time to connect automatically.

macOS

Apple MFI mode, long press “B + home” key for 2 seconds, LED3 indicator will be on.

USB

If USB data cable is used to connect the handle to the host computer, it can be used as a able handle. On the connection identification of PC, the lithium battery can be charged at the same time. There are XInput and dinput modes, which are in XInput mode by default. They are switched to each other by pressing the “+” and “-” keys for 3 seconds.

- 1 Input mode, corresponding LED1 + LED4 indicator light on
- dinput mode, corresponding LED2 + LED3 indicator light on

Turbo Continuous Function

1. Manual continuous firing: Press (the first time) A / B / X / Y / L1 / L2 / R1 / R2 + turbo key to set continuous firing function.
2. Clear the continuous sending: press turbo again (the second time) to realize the auto turbo function; Press and hold turbo key for 5 seconds to clear all consecutive functions.
3. Press and hold turbo key + a key first to clear turbo function of current a key.

Battery

State of charge	Channel lights flash in the game
Low power	Indicator Status
Charging	Led 4 Indicator Flashing
Charging complete	Led 4 indicator is always on



Automatic Shutdown

The host screen is closed and the handle automatically sleeps. If no key is pressed within 5 minutes, it will sleep automatically.

In Bluetooth mode, press the home key for 3 seconds to disconnect the host, and the handle will sleep.



Lighting Control Instructions

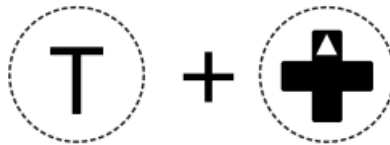
A. T + L3 (rocker click down) sequence: blue, red, green, yellow, green, orange, purple, pink, magic color) light cycle

B. T plus L3 (rocker double-click down) sequence: color breathing lamp cycle / slide color breathing lamp cycle / turn off light

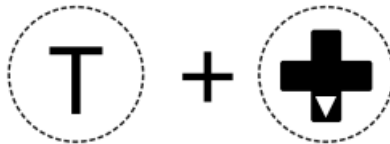


Motor Vibration Regulation

1. Enhance the vibration effect(T+Up arrow key)



2. Reduce vibration effect(T+Down arrow key)



FCC STATEMENTS:

This device complies with Part 15 of the FCC Rules. Operation is subject to the following two conditions:

1. This device may not cause harmful interference, and
2. this device must accept any interference received, including interference that may cause undesired operation.

This equipment has been tested and found to comply with the limits for Class B digital device. pursuant to part 15 of the FCC Rules.

These limits are designed to provide reasonable protection against harmful interference in accordance installation. This equipment generates uses and can radiate radio frequency energy and, if not installed and used in accordance with the instructions, may cause harmful interference to radio or television reception, which can be determined by turning the equipment off and on. the user is encouraged to try to correct the interference by one or more of the following measures:

- Reorient or relocate the receiving antenna
- Increase the separation between the equipment and the receiver.
- Connect the equipment into an outlet on a circuit different from that to which the receiver is connected.
- Consult the dealer or an experienced radio/TB technician for help


Product parameters

Bluetooth Version:	BT2.1 Battery Capacity: 3.7V/600mAH
Charge Input Voltage:	5V Temperature, operating: -10
Temperature, non-operating(when the controller is stored or transported):-	20°C~70°C
Height: 6.18in.(15.69cm)	Width:4.30in.(10.93cm)
Depth:2.46in.(6.26cm)	Weight: 192g

ONIKUMA

CE FC RoHS 

Documents / Resources

	<p>Onikuma YS27 Wireless Game Controller [pdf] Instruction Manual YS27 Wireless Game Controller, YS27, Wireless Game Controller, Game Controller</p>
---	--