



L16
User Manual

Contents [[hide](#)]

- [1 L16 Bluetooth Computer Speaker](#)
- [2 Button Command](#)
- [3 USB Audio Mode](#)
- [4 Bluetooth Mode](#)
- [5 Specifications](#)
- [6 Package Contents](#)
- [7 Warranty Conditions](#)
- [8 Documents / Resources](#)
 - [8.1 References](#)

L16 Bluetooth Computer Speaker

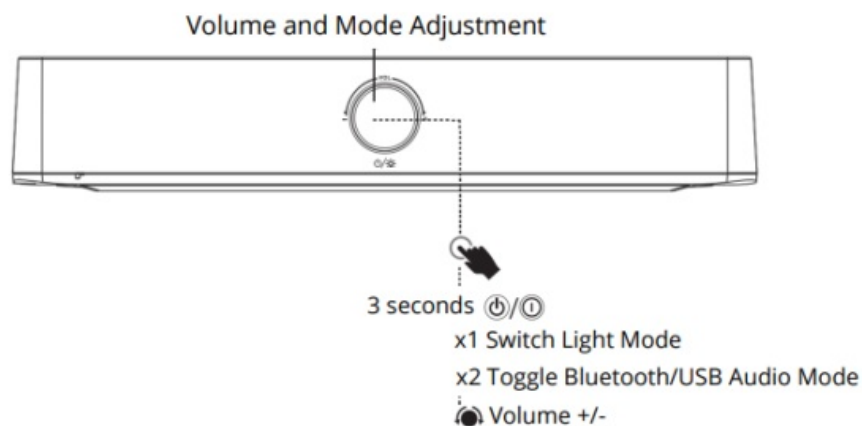
Dear customer,

Thank you for purchasing our product. Please read the following instructions carefully before first use and keep this user manual for future reference. Pay particular attention to the safety instructions. If you have any questions or comments about the device,

please visit our customer support page: www.alza.cz/EN/kontakt.

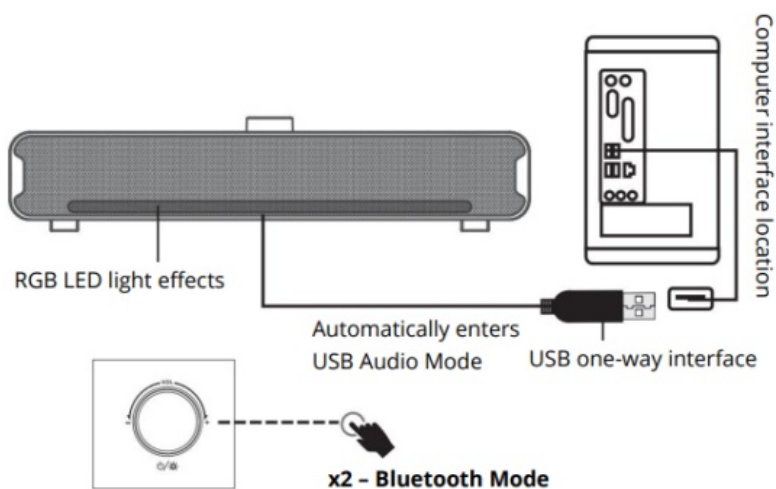
Importer Alza.cz a.s., Jankovcova 1522/53, Holešovice, 170 00 Praha 7, www.alza.cz

Button Command

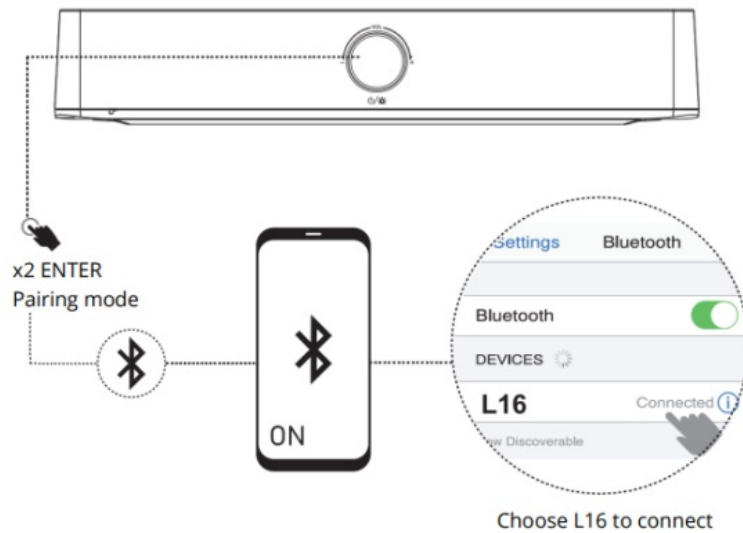


USB Audio Mode

When connected to a computer, the device defaults to USB audio mode.



Bluetooth Mode



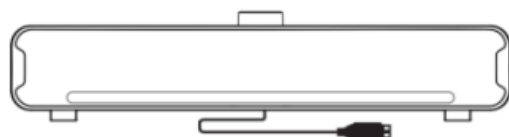
- When the speaker's USB cable is connected to a power source, press and hold the VOLUME knob to power it on. Double press to switch between USB audio input and Bluetooth mode.
- Enable Bluetooth on your phone, search for "L16" in the device list, and tap to connect.

Note: This speaker uses USB audio decoding. If no sound is heard when connected to a computer (and the system is not muted), please open the Manage Audio Devices section in the computer's Control Panel and switch to the correct audio output device.

Specifications

Bluetooth Version	V5.3
Bluetooth Receiving Distance	≤15m
Power Output (RMS)	8W x 2
Speaker Unit	2" x2
Frequency Range	60Hz-20KHz
Power Supply	USB 5V/1A to 2A (Not included)
Product Size	380 x 68 x 80 millimeters.

Package Contents



L16 Speaker x 1 piece



User Manual x 1 piece

Warning

Any changes or modifications not explicitly approved by the manufacturer responsible for compliance may void the user's authority to operate the equipment.

Warranty Conditions

A new product purchased in the Alza.cz sales network is guaranteed for 2 years. If you need repair or other services during the warranty period, contact the product seller directly, you must provide the original proof of purchase with the date of purchase.

The following are considered to be a conflict with the warranty conditions, for which the claimed claim may not be recognized:


- Using the product for any purpose other than that for which the product is intended or failing to follow the instructions for maintenance, operation, and service of the product.
- Damage to the product by a natural disaster, the intervention of an unauthorized person or mechanically through the fault of the buyer (e.g., during transport, cleaning by inappropriate means, etc.).
- Natural wear and aging of consumables or components during use (such as batteries, etc.).
- Exposure to adverse external influences, such as sunlight and other radiation or electromagnetic fields, fluid intrusion, object intrusion, mains overvoltage, electrostatic discharge voltage (including lightning), faulty supply or input voltage and inappropriate polarity of this voltage, chemical processes such as used power supplies, etc.
- If anyone has made modifications, modifications, alterations to the design or adaptation to change or extend the functions of the product compared to the purchased design or use of non-original components.

EU Declaration of Conformity

This equipment is in compliance with the essential requirements and other relevant provisions of EU directives.




This product must not be disposed of as normal household waste in accordance with the EU Directive on Waste Electrical and Electronic Equipment (WEEE – 2012/19/EU).

Instead, it shall be returned to the place of purchase or handed over to a public collection point for the recyclable waste. By ensuring this product is disposed of correctly, you will help prevent potential negative consequences for the environment and human health, which could otherwise be caused by inappropriate waste handling of this product. Contact your local authority or the nearest collection point for further details. Improper disposal of this type of waste may result in fines in accordance with national regulations .



Documents / Resources

	ONIKUMA L16 Bluetooth Computer Speaker [pdf] User Manual L16 Bluetooth Computer Speaker, L16, Bluetooth Computer Speaker, Computer Speaker, Speaker
-------------------------------------------------------------------------------------	------------------------------------------------------------------------------------------------------------------------------------------------------------------------

References

- [User Manual](#)

■ ONIKUMA

◆ Bluetooth Computer Speaker, Computer Speaker, L16, L16 Bluetooth Computer Speaker, ONIKUMA, speaker

Leave a comment

Your email address will not be published. Required fields are marked *

Comment *

Name

Email

Website

☐ Save my name, email, and website in this browser for the next time I comment.

Post Comment

Search:

e.g. whirlpool wrf535swhz

Search

[Manuals+](#) | [Upload](#) | [Deep Search](#) | [Privacy Policy](#) | [@manuals.plus](#) | [YouTube](#)

This website is an independent publication and is neither affiliated with nor endorsed by any of the trademark owners. The "Bluetooth®" word mark and logos are registered trademarks owned by Bluetooth SIG, Inc. The "Wi-Fi®" word mark and logos are registered trademarks owned by the Wi-Fi Alliance. Any use of these marks on this website does not imply any affiliation with or endorsement.