



oneLIGHT 38145AR Recessed LED Linear Profile Instruction Manual

[Home](#) » [oneLIGHT](#) » oneLIGHT 38145AR Recessed LED Linear Profile Instruction Manual 

one
LIGHT

ecolight

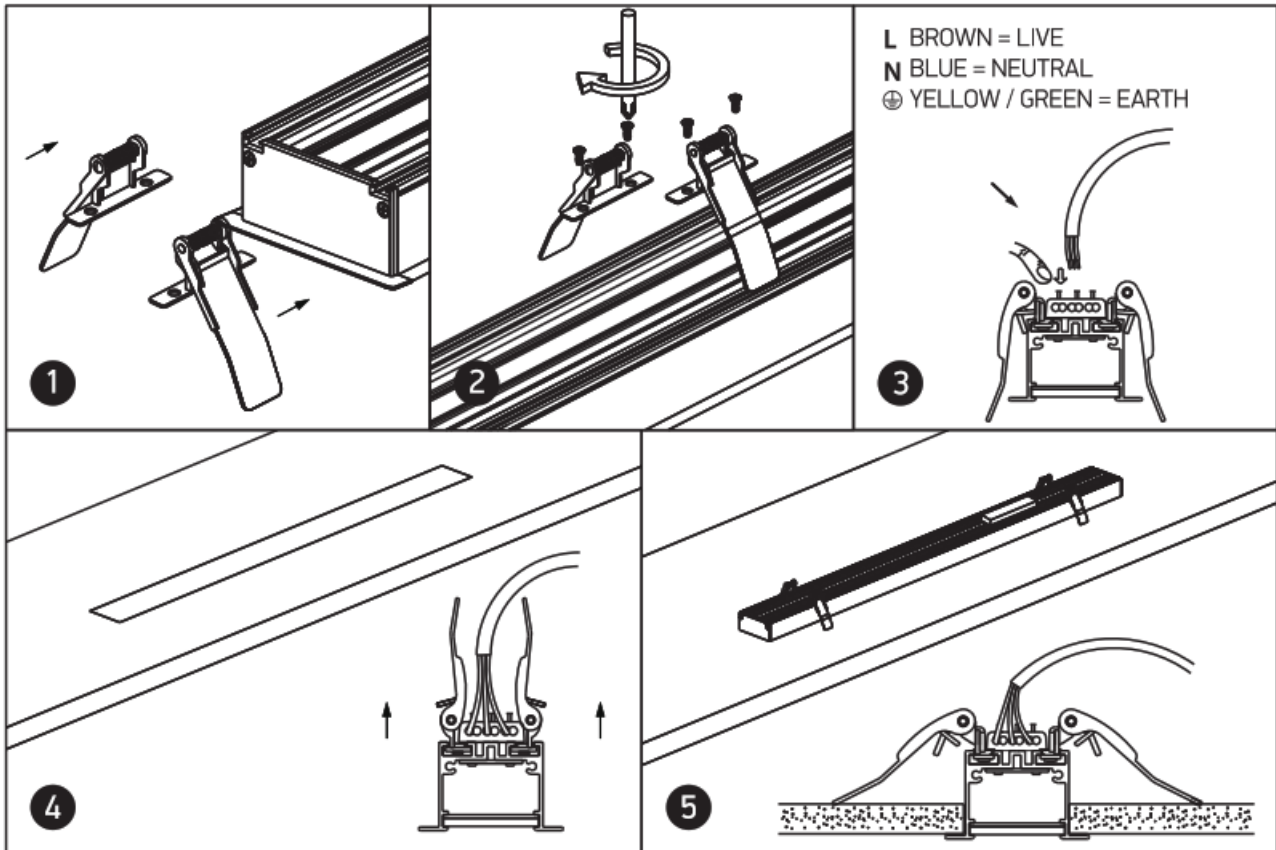

Instruction Manual
38145AR

Contents

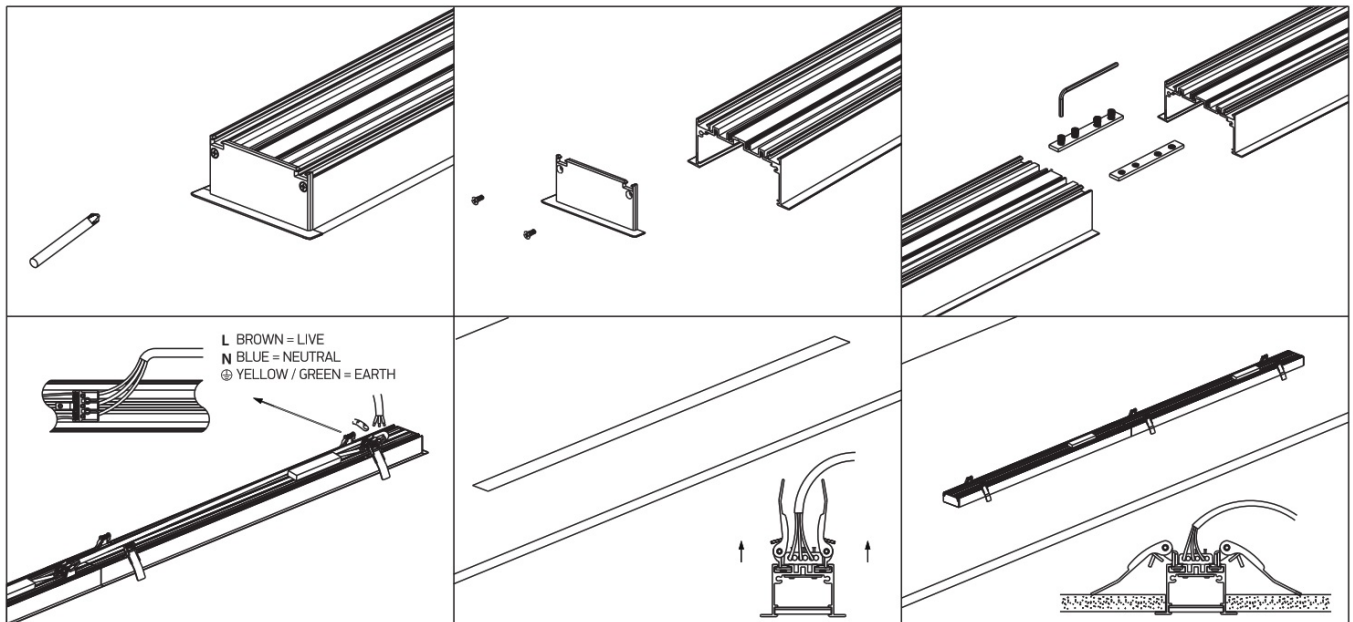
- [1 INSTALLATION](#)
- [2 CONNECTION](#)
- [3 Warnings:](#)
- [4 Documents / Resources](#)
- [5 Related Posts](#)

INSTALLATION

Complete with:
6pcs fixing clips
4pcs connectors
2pcs end cups



CONNECTION

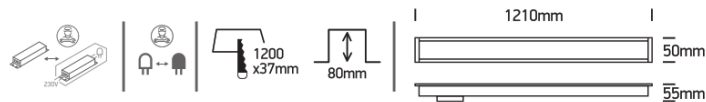


Warnings:

1. Make sure that the product is installed properly before connecting to electricity.
2. Do not cover the fitting.
3. Maintenance and installation should only be carried out by a professional electrician.

230V | SMD 2835 | 40W | [P20 | Aluminium

UGR19 | 90 CRI | CE | RoHS | ENEC | TOP QUALITY



Complete with 1000mA driver
Can be connected in line.



www.1-light.eu

Documents / Resources



oneLIGHT 38145AR Recessed LED Linear Profile [pdf] Instruction Manual
38145AR, Recessed LED Linear Profile, 38145AR Recessed LED Linear Profile, LED Linear Profile, Linear Profile