



# one LIGHT Ceiling Fixed Spot Cylinder Instruction Manual

[Home](#) » [one LIGHT](#) » one LIGHT Ceiling Fixed Spot Cylinder Instruction Manual 

## Contents

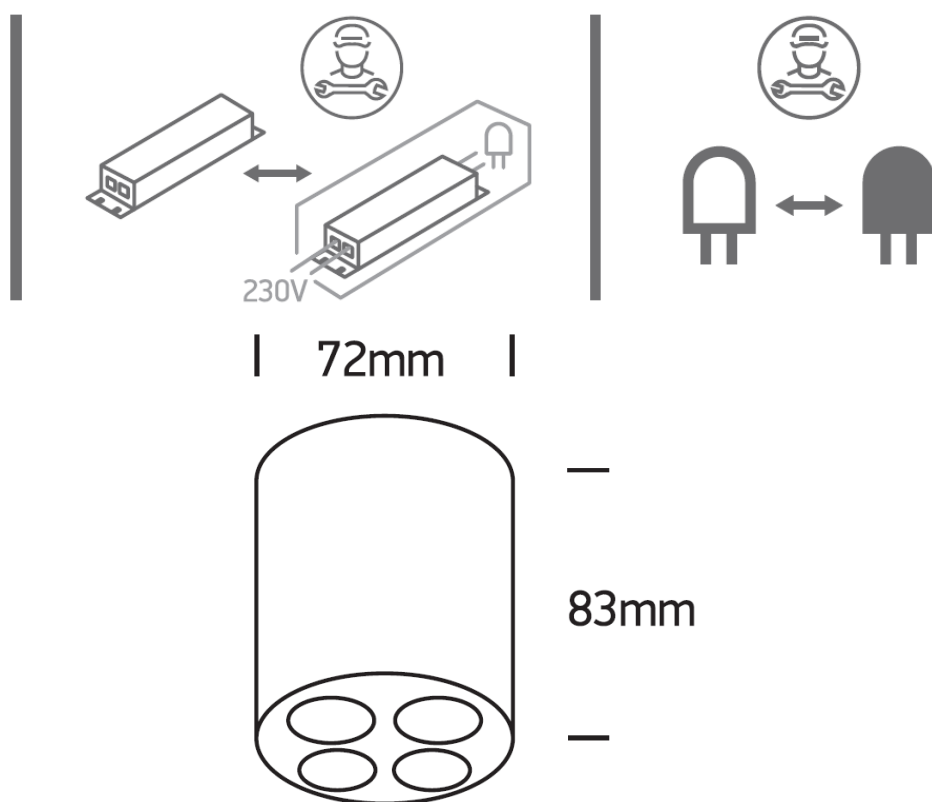
- [1 one LIGHT Ceiling Fixed Spot Cylinder](#)
- [2 FEATURES](#)
- [3 INSTALLATION INSTRUCTIONS](#)
- [4 Warnings](#)
- [5 Documents / Resources](#)
- [6 Related Posts](#)



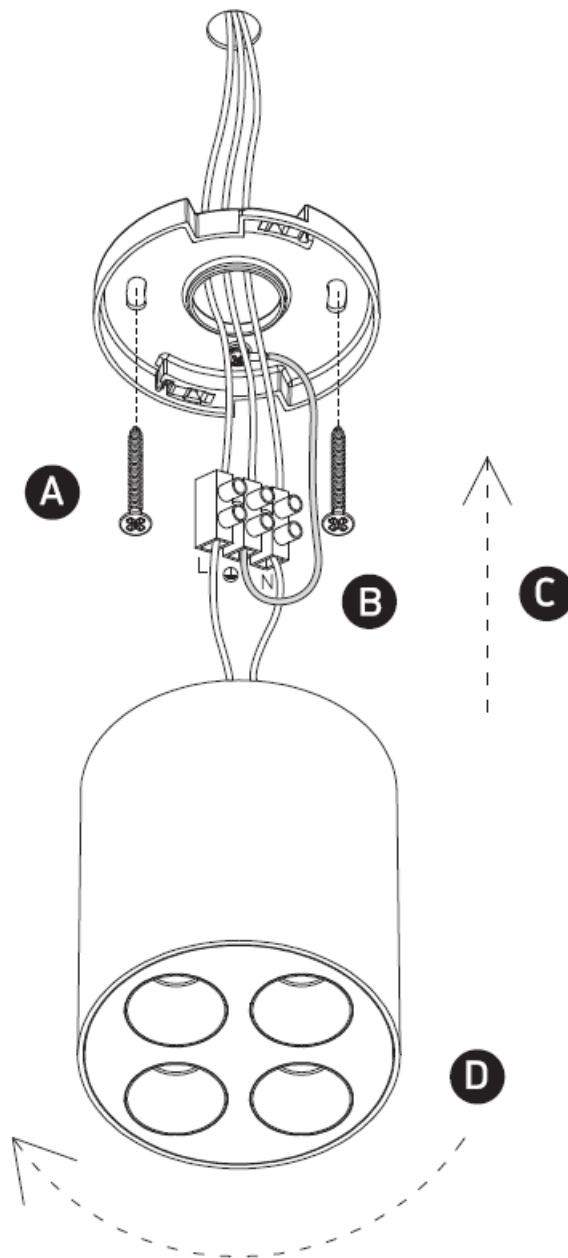
**one LIGHT Ceiling Fixed Spot Cylinder**



## FEATURES



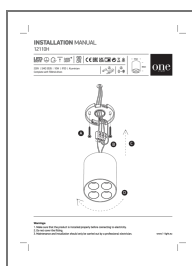
## INSTALLATION INSTRUCTIONS



## Warnings

1. Make sure that the product is installed properly before connecting to electricity.
2. Do not cover the fitting.
3. Maintenance and installation should only be carried out by a professional electrician.

## Documents / Resources



[one LIGHT Ceiling Fixed Spot Cylinder](#) [pdf] Instruction Manual  
Ceiling Fixed Spot Cylinder, Fixed Spot Cylinder, Ceiling Spot Cylinder, Spot Cylinder, Cylinder