



# one LIGHT 89009L DALI and Push to DIM LED Driver Instruction Manual

[Home](#) » [one LIGHT](#) » one LIGHT 89009L DALI and Push to DIM LED Driver Instruction Manual 

one LIGHT 89009L DALI and Push to DIM LED  
Driver Instruction Manual

## INSTALLATION MANUAL

### 89009L

**LED**     **80%** EFFICIENCY **STAND BY** **<0.5W** **NO LOAD** **<0.5W**

230V | 50/60Hz | IP20 | Adjustable Output  
DALI, Push to DIM, Adjustable output using DIP switches.

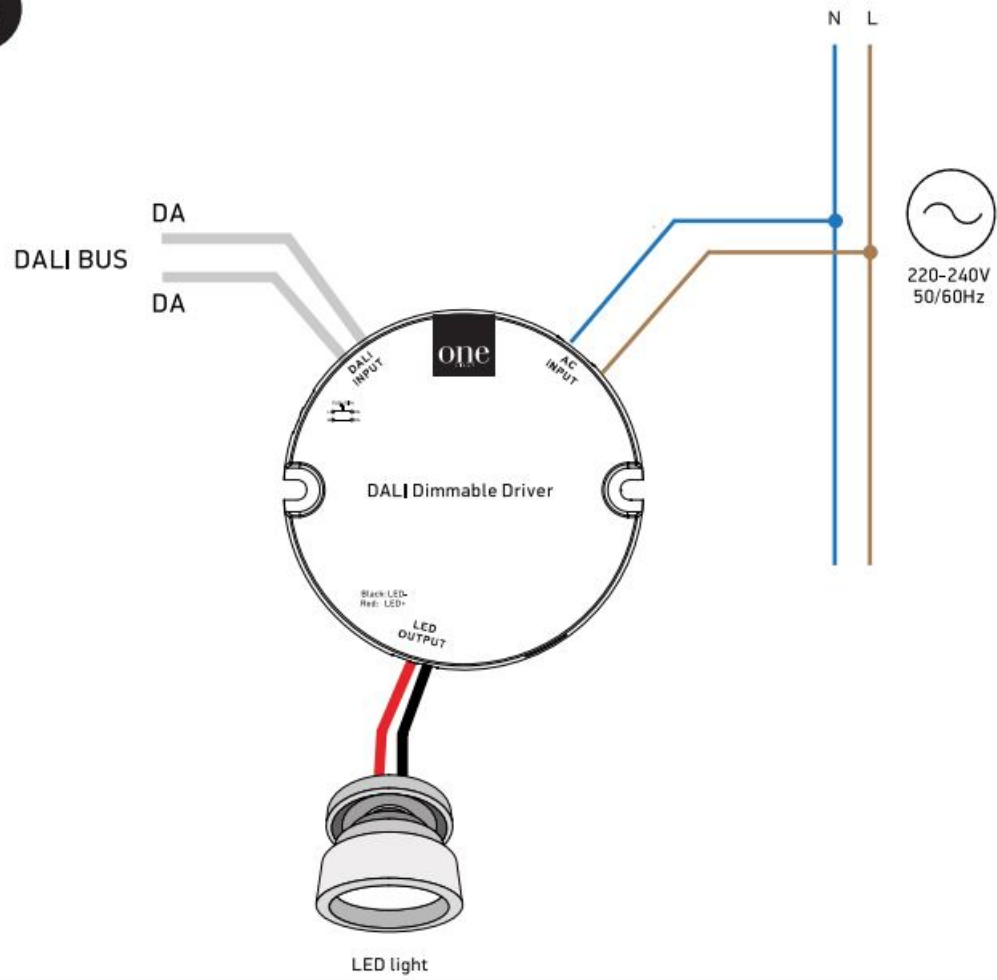
   

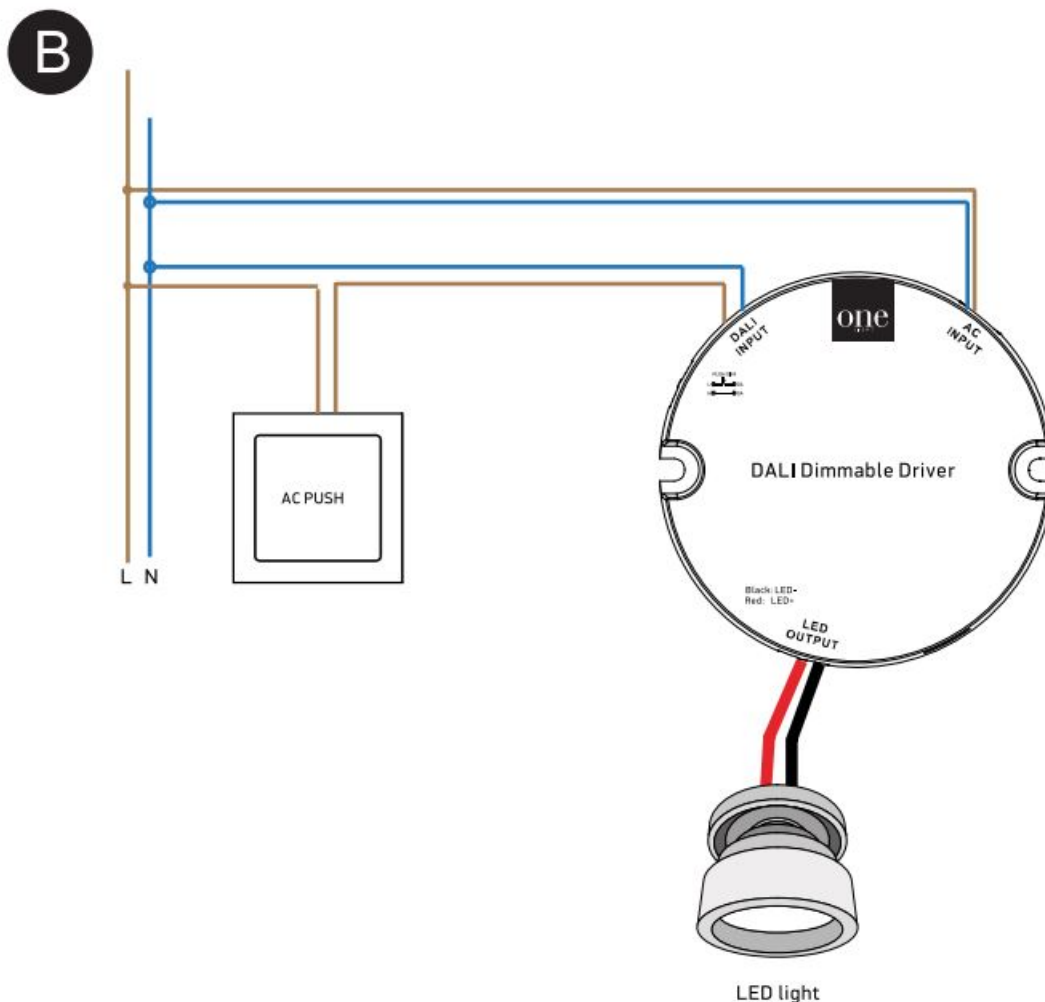



DALI Dimming wiring diagram

A



Push to DIM wiring diagram



## Specifications

Input Voltage & Frequency	220-240V AC 50/60Hz			
Power Factor	≥0.9			
Operating Temperature	Ta: -20°C ~ +45°C Tc: +75°C			
Output Current	350mA	450mA	600mA	700mA
Output Voltage	6-25v	6-20v	6-15v	6-13v
Output Power	2,1-8,75W	2,7-9W	3,6-9W	4,2-9,1W

### LED Current Selection

Dips to set the operation current

Up  
Down

350mA	● ●
450mA	○ ●
600mA	● ○
700mA	○ ○

### Operation Current Selection

The driver's output current can be selected by adjusting the DIP switches.

**Warning:** Before use, make sure the correct output current is set.

## Push to DIM wiring diagram



- **ON/OFF:** short push.

- **Dimming:** press and hold.
- **Dimming up or down:** every time you press and hold, dimming changes direction.
- **Built-in memory:** light returns to the previous dimming level when is switched OFF and ON again, even after power failure

## Synchronization

Up to 64pcs LED drivers can be connected to the same push button. This means there is no need for any additional sync cables in large installations, where many drivers should be controlled by one push button. If more than one driver is connected to the same push button, in order to achieve synchronization, the following action is required: Switch off the light. Press and hold for more than 6 seconds.


## Warnings:

1. Make sure that the product is installed properly before connecting to electricity.
2. Do not cover the fitting.
3. Maintenance and installation should only be carried out by a professional electrician.

### Contents

- [1 Documents / Resources](#)
- [2 Related Posts](#)

## Documents / Resources

	<p><a href="#">one LIGHT 89009L DALI and Push to DIM LED Driver</a> [pdf] Instruction Manual 89009L, 89009L DALI and Push to DIM LED Driver, DALI and Push to DIM LED Driver</p>
---	--