



OMOTON KB505 Bluetooth Backlit Keyboard for iPad User Manual

[Home](#) » [OMOTON](#) » OMOTON KB505 Bluetooth Backlit Keyboard for iPad User Manual 

OMOTON KB505 Bluetooth Backlit Keyboard for iPad User Manual



Contents

- [1 Technical Specifications](#)
- [2 Package Contents](#)
- [3 Compatible System](#)
- [4 Product Overview](#)
- [5 LED Indicators](#)
- [6 Hot Keys and Media Keys](#)
- [7 Pairing keyboard method](#)
- [8 Backlight Use Guidance](#)
- [9 Attention](#)
- [10 Troubleshooting](#)
- [11 IMPORTANT SAFEGUARDS & PRECAUTIONS](#)
- [12 Documents / Resources](#)
 - [12.1 References](#)
- [13 Related Posts](#)

Technical Specifications

- **Operating Range:** $\leq 10\text{m}$
- **Working Voltage:** 3.0-4.2V
- **Working Current:** $\leq 2.5\text{mA}$
- **Standby Current:** $\leq 0.3\text{mA}$
- **Dimensions:** 247 x 150 x 6.5 mm
- **Stand-by time:** 100 days
- **Charge time:** < 4 hours
- **Work Time:** 40 hours (Backlight Off)
- **Work Time:** 3 hours (Backlight On)
- **Key Life:** 3 million clicks

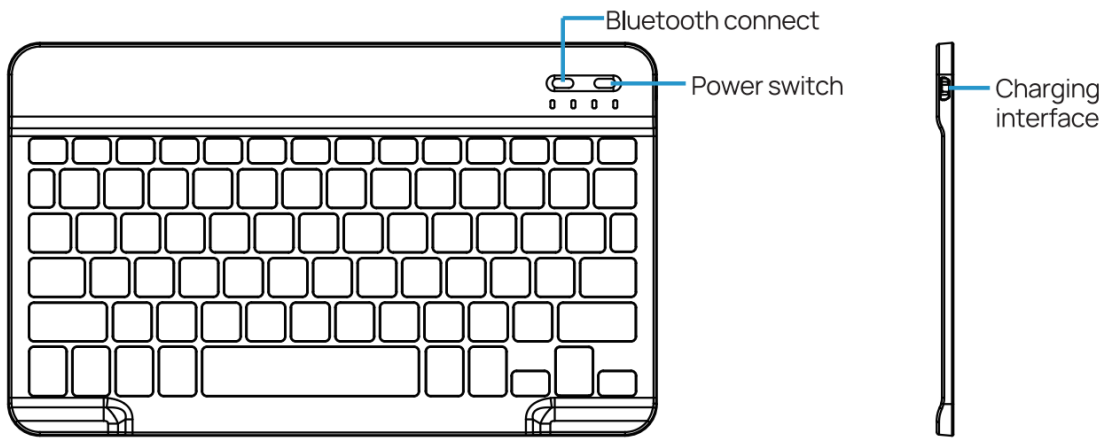
Package Contents

- 1 x Bluetooth Keyboard
- 1 x User Manual
- 1 x Charging Cable

Compatible System

iOS (10.1 or later)

Product Overview



LED Indicators

CAPS Lock Indicator: Blue light is on.



Pairing Indicator: Will flash blue light after pressing the “Connect” button. It turns off when the pairing is completed.


Charging Indicator: Red light will turn on when the keyboard is charging and turn off when the battery is fully charged. Flashes red when the battery is in low power.

Power Indicator: Blue light will turn on for about 4 seconds when the keyboard is turning on.


Hot Keys and Media Keys



Home



Brightness down



Brightness up



Search



Screenshot



Virtual keyboard



Previous track



Play/Pause



Next track



Mute



Volume down



Volume up



Lock screen

Pairing keyboard method

1. Turn on keyboard. The power indicator will turn on for about 4 seconds and then the light will turn off.
2. Press "Connect Button for about 3 seconds until the Bluetooth indicator flashes.
3. Enable bluetooth on your device. Set it into searching and pairing state.
4. Select "Bluetooth Keyboard" and click it to connect. Bluetooth indicator is turn off when the pairing is successful.

Backlight Use Guidance



ON/OFF button for the device's backlight:

First, press the button to turn on the backlight;

Second, switch from sustained lighting mode to breathing mode, which means the color of the backlit will be changed automatically. Third, press to turn off the backlit.



Change the backlight colors (7 colors)

Note: when the battery power is less than 20%, the backlight will be turn off automatically.

Power Saving Mode

When you aren't using the Keyboard, it goes to sleep to conserve battery power. Press any button and wait for 3 seconds to reactivate it. If you won't be using your keyboard for an extended period, turn it off to conserve even more power.

Attention

1. To extend the lifetime of battery, please charge the keyboard when it is in low power (The charge indicator turns on red and flashes).
2. Using this keyboard while charging, please use the included charging cable.

Troubleshooting

If you cannot connect the bluetooth keyboard to Device, or if the keyboard is not working, please try the following:

1. Make sure your device has Bluetooth and Bluetooth is enabled.
2. Restart the device and try to pair again.
3. Cancel the Bluetooth connection with other devices and try to pair again.
4. Check if the Bluetooth software has been updated recently, and try to pair again after updating.
5. Make sure the Bluetooth keyboard is within 10 meters of your device.

IMPORTANT SAFEGUARDS & PRECAUTIONS

1. SAVE THESE INSTRUCTIONS-This sheet contains important safety and operating instructions.
2. For indoor use only. Never expose to direct sunlight or wet weather conditions.
3. Do not use if the equipment is damaged.
4. Do not disassemble the product. Disassembly may result in a risk of safety hazards.
5. Do not throw or shake the product.

E-mail: support@omoton.com
UK&EU: service@omoton.com

Documents / Resources

	<p>OMOTON KB505 Bluetooth Backlit Keyboard for iPad [pdf] User Manual KB505 Bluetooth Backlit Keyboard for iPad, KB505, Bluetooth Backlit Keyboard for iPad, Backlit Keyboard for iPad, Keyboard for iPad</p>
---	---

References

- [User Manual](#)