



OMOTON KB066 Bluetooth Wireless Keyboard User Manual

[Home](#) » [OMOTON](#) » OMOTON KB066 Bluetooth Wireless Keyboard User Manual 

OMOTON KB066 Bluetooth Wireless Keyboard User Manual



Contents

- 1 Product Specifications
- 2 Package Contents
- 3 Compatible System
- 4 Product Overview
- 5 Hot Keys and Media Keys
- 6 To pair the Keyboard with your Mac
- 7 Power Management
- 8 Troubleshooting
- 9 Important Safeguards and Precautions
- 10 Documents / Resources
 - 10.1 References
- 11 Related Posts

Product Specifications

- **Product Dimensions:** 11.49 x 4.9 x 0.78inch (291.9 x 124.4 x 19.7mm)
- **Operating Range:** < 33ft (10m)
- **Operating Voltage:** 2.1-3.2V

- **Operating Current:** <2.0mA
- **Lifespan:** 5 million clicks
- **Working Temperature:** -10 to +55 C
- **Battery:** 2x AAA (Not included)

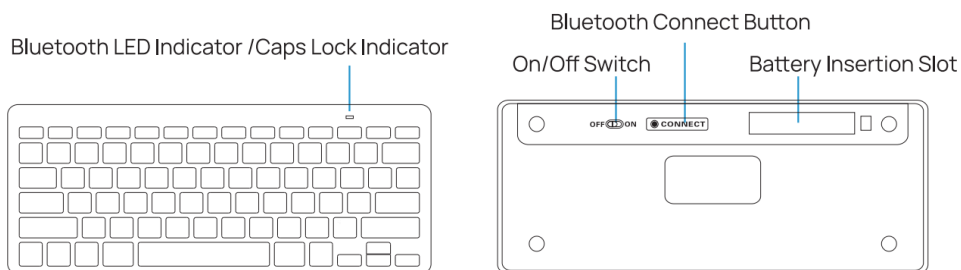
Package Contents

- 1x User Manual
- 1x Wireless Keyboard

Compatible System

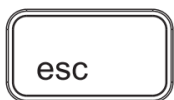
MacOS (Update your Mac to the latest version of macOS)

Product Overview



- **Bluetooth LED Indicator:** Green/Caps Low Battery Lock Indicator: Green/ Indicator: Red flash/Power Indicator: Green
- Bluetooth Connect Button
- On/Off Switch
- Battery Insertion Slot

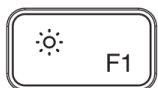
Hot Keys and Media Keys




Escape



Play/Pause



Decrease Brightness




Increase Brightness



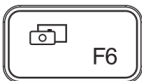
Open Mission Control



Search



Dictation



Screen Shot



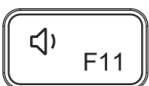
Prev Track



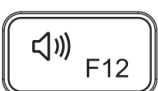
Next Track



Mute



Decrease Volume



Increase Volume



Screen Lock

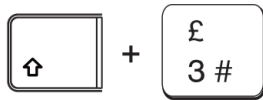


Switch Language

Note: US:



UK:



To pair the Keyboard with your Mac

Step 1. Remove the battery cover from the battery compartment. Insert two AAA batteries (Not included) into the battery slot. Put the back covers back on.

Step 2. Turn on the keyboard by switching the On/Off to “On” on the back of the keyboard. The power indicator will stay on for about 3 seconds.

Step 3. Press and hold “**CONNECT**” for 2-3 seconds. The pairing indicator will flash green to signal Bluetooth pairing.

Step 4. Turn on Bluetooth on your Mac. Once “KB066 Mac Keyboard” appears on your device, select it to begin pairing.

Step 5. Once the wireless keyboard is connected to your Mac, the LED indicator will stop flash.

Power Management

Note: When you aren’t using the Keyboard, it goes to sleep to conserve battery power. Press any button and wait 3 seconds to reactivate it. If you won’t be using your keyboard for an extended period, turn it off to conserve even more power.

Replace Batteries

When the batteries are running low, the LED indicator will turn red and begin to flash. Replace the spent batteries with new 2*AAA batteries to continue typing.

Note: Make sure that the positive (+) and negative (-) terminals are on the correct sides.

Troubleshooting

If you cannot connect the Bluetooth keyboard to your device, or if the keyboard is not working, please try the following:

1. Ensure your device has Bluetooth and Bluetooth is enabled.
2. Restart the device and try to pair again.
3. Cancel the Bluetooth connection with other devices, and try to pair again.
4. Check to see if the Bluetooth software has been updated recently. If it hasn’t, update the software and try to pair again.
5. Make sure the Bluetooth keyboard is within 10ft (3m) of your device.
6. Install new batteries and try to pair again.

Important Safeguards and Precautions

1. **SAVE THESE INSTRUCTIONS-They** contain essential safety and operating instructions.
2. Please remove the batteries when the keyboard is not in use for a long period of time.
3. For indoor use only. Do not expose the keyboard to direct sunlight or wet conditions.
4. Do not use the keyboard if equipment is damaged.
5. Do not disassemble the product. Disassembly can result in safety hazards.
6. Do not throw or shake the product.

Web: www.omoton.com


E-mail (UK&EU): service@omoton.com

E-mail (US&CA): support@omoton.com

Made in China

OMOTON

Documents / Resources

	OMOTON KB066 Bluetooth Wireless Keyboard [pdf] User Manual KB066 Bluetooth Wireless Keyboard, KB066, Bluetooth Wireless Keyboard, Wireless Keyboard , Keyboard
---	--

References

- [User Manual](#)