




OmniPower 40C+ Power Station User Guide

[Home](#) » [OmniPower](#) » OmniPower 40C+ Power Station User Guide 

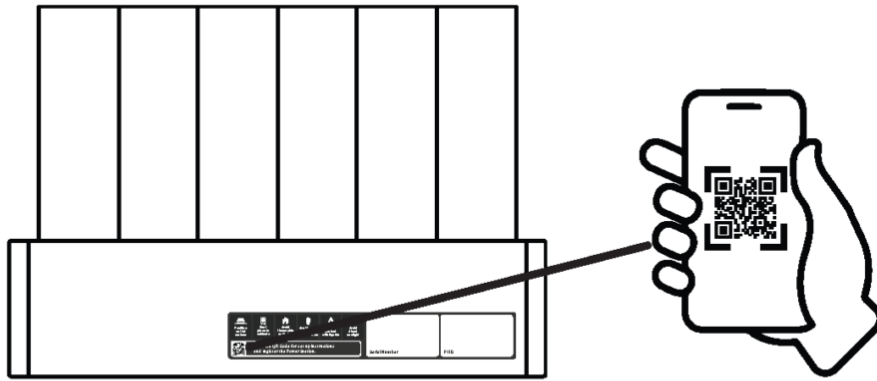
Contents

- 1 OmniPower 40C+ Power Station
- 2 BEFORE USING THE POWER STATION
- 3 FOLLOW THESE SAFETY PRECAUTIONS WHEN USING THE POWER STATION:
- 4 SETTING UP THE POWER STATION
- 5 CONNECTING THE POWER STATION
- 6 STORING THE POWER STATION
- 7 BEFORE USING OMNICHARGE
- 8 SAFETY AND HANDLING
- 9 BATTERY MAINTENANCE
- 10 Specifications:
 - 10.1 Product Usage Instructions:
 - 10.1.1 Setting Up the Power Station:
 - 10.1.2 Storing the Power Station:
 - 10.1.3 Connecting the Power Station:
 - 10.1.4 Cleaning Instructions:
 - 10.2 FAQ:
 - 10.2.1 Q: What should I do if my Power Station shows an on-screen warning notification?
 - 10.2.2 Q: Can I repair or modify Omniccharge myself?
 - 10.3 Documents / Resources
 - 10.3.1 References
 - 10.4 Related Posts

OmniPower 40C+ Power Station

USER GUIDE

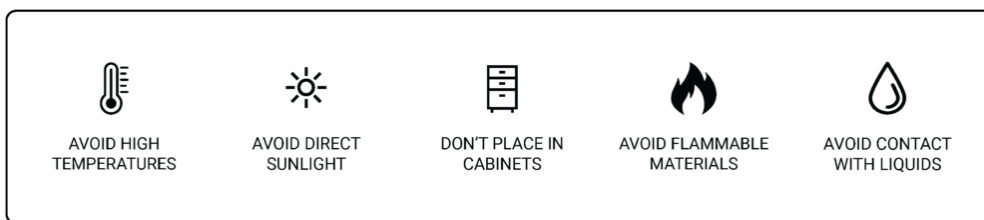
BEFORE USING THE POWER STATION



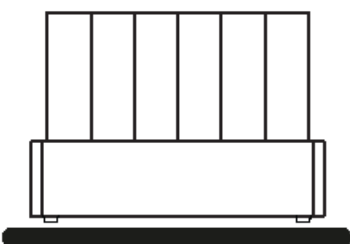
Scan the QR Code and follow the steps to register the device and review the safety and handling instructions.



FOLLOW THESE SAFETY PRECAUTIONS WHEN USING THE POWER STATION:



SETTING UP THE POWER STATION



Set up your Power Station on a hard, flat, stable surface with good air ventilation around the unit.



Keep Power Station 10cm from walls, with a minimum 30cm gap between each unit.



Avoid heat-prone areas. Optimal temperature range is 10°C-40°C; maximum altitude: 2000m.



Install the Power Station in a dry location away from humidity and moisture. Optimal humidity 30-70%.

CONNECTING THE POWER STATION



Maximum power: 450W. Use a suitable socket and avoid overloading.



Use the original power cable only. Other brands may damage your power station or pose safety risks.



Avoid bending or crushing the power cable. Don't place objects on it. Refrain from using if damaged.



The Power Station must be grounded. Never operate it without a properly installed ground conductor.

STORING THE POWER STATION



Shut off the Power Station power, disconnect the power cable and power down the chargers.



If your Power Station or Portable Chargers are not in use for more than a week, we recommend turning them off.



Store the power station in a cool, dry place with optimal temperature (10°C-40°C) and humidity (30-70%).

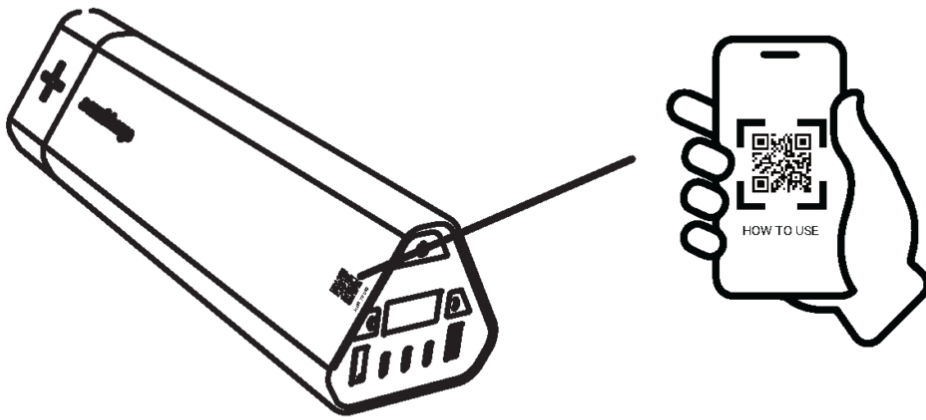


Before cleaning, disconnect the Power Station, remove Chargers, power them off. Use dry cloth, avoid liquids.

Failure to follow these safety instructions can result in fire, electrical shock, injuries, or damage to your Power Station or other property. Inappropriate use of the Power station may cause long term damage and may void the Omnicharge warranty. For detailed warranty information and instructions on how to make a claim, please visit our warranty policy page at <https://omnicharge.co/warranty-policy/>.

BEFORE USING OMNICHARGE

Users must scan the QR code to access the user manual, where they can thoroughly review the safety and handling instructions.



FOLLOW THESE SAFETY PRECAUTIONS WHEN USING OMNICHARGE:



STOP USING IF
DAMAGED



AVOID HIGH
TEMPERATURES



AVOID FLAMMABLE
MATERIALS



AVOID CONTACT
WITH LIQUIDS



SET UP ON A HARD,
FLAT SURFACE

SAFETY AND HANDLING



Inspect Omnicharge for damage before use. Immediately stop using if damaged during use and do not return to station.



If the unit does not turn on, or you see an on-screen warning notification, immediately stop using it and do not return to station.



Use Omnicharge indoors on a stable surface avoiding high temperatures like direct sunlight or near heaters.



Omnicharge is susceptible to damage from drops, strong shocks, punctures, crushing, heat, fire, liquids, moisture, and corrosive chemicals.



Omnicharge is not user serviceable. Do not attempt to repair or modify it yourself.



Omnicharge's AC output is potentially lethal; use with caution and avoid foreign objects falling in.

Li-ion



Dispose of your battery through an authorized provider in compliance with local regulations or contact support@omnipower.co for assistance.

BATTERY MAINTENANCE

Omnicharge's lithium battery cells have a limited lifespan based on usage and environment. Follow guidelines to maximize battery life and replace when depleted.



Try to balance the usage of your Omnicharge batteries.



Avoid constant charging of lithium batteries; power down if it is expected to be idle for more than a week.



When fully charged, Omnicharge self-depletes to 80% when idle, prolonging its lifespan.



Follow on-screen notifications and replace the unit immediately and remove from the station if you see the following icon

—

Specifications:

- Maximum Power: 450W
- Optimal Humidity: 30-70%

Product Usage Instructions:

Setting Up the Power Station:

1. Set up your Power Station on a hard, flat, stable surface with good air ventilation around the unit.
2. Keep the Power Station at least 10cm from walls and maintain a minimum 30cm gap between each unit.
3. Install the Power Station in a dry location away from humidity and moisture.

Storing the Power Station:

1. Shut off the Power Station power, disconnect the power cable, and power down the chargers.
2. If not in use for more than a week, it is recommended to turn off the Power Station and Portable Chargers.

Connecting the Power Station:

1. Use a suitable socket to connect with a maximum power of 450W to avoid overloading.
2. Use only the original power cable to prevent damage or safety risks.
3. Ensure the power cable is not bent, crushed, or obstructed by objects.
4. The Power Station must be grounded properly before operation.

Cleaning Instructions:

1. Before cleaning, disconnect the Power Station, remove Chargers, and power them off.
2. Use a dry cloth for cleaning and avoid using any liquids.

FAQ:


Q: What should I do if my Power Station shows an on-screen warning notification?

A: Immediately stop using it and do not return to the station.
Contact customer support for assistance.

Q: Can I repair or modify Omnicharge myself?

A: Omnicharge is not user serviceable. Do not attempt to repair or modify it yourself to avoid risks.

Documents / Resources

	<p>OmniPower 40C+ Power Station [pdf] User Guide 40C Power Station, 40C, Power Station, Station</p>
---	---

References

-  [Warranty Policy – Omnicharge](#)
- [User Manual](#)

Manuals+, Privacy Policy

This website is an independent publication and is neither affiliated with nor endorsed by any of the trademark owners. The "Bluetooth®" word mark and logos are registered trademarks owned by Bluetooth SIG, Inc. The "Wi-Fi®" word mark and logos are registered trademarks owned by the Wi-Fi Alliance. Any use of these marks on this website does not imply any affiliation with or endorsement.