

omnipod DASH Simplifies Diabetes Management



# omnipod DASH Simplifies Diabetes Management Instructions

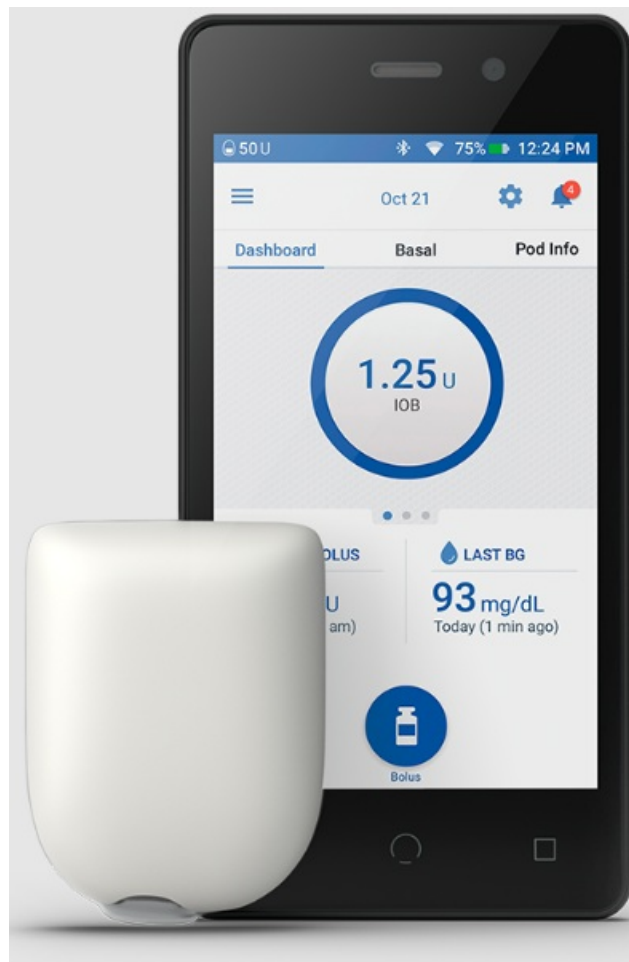
[Home](#) » [omnipod](#) » omnipod DASH Simplifies Diabetes Management Instructions 

## Contents

- 1 [omnipod DASH Simplifies Diabetes Management](#)
- 2 [Product Specifications](#)
- 3 [Product Usage Instructions](#)
- 4 [Will PODDER® SINCE 2021](#)
- 5 [Live life uninterrupted](#)
- 6 [Getting started](#)
- 7 [Simple and discreet](#)
- 8 [Easy to use, easy to love](#)
- 9 [Important Safety Information](#)
- 10 [Documents / Resources](#)
  - 10.1 [References](#)



**omnipod DASH Simplifies Diabetes Management**



## Product Specifications

- **Product Name:** Omnipod DASH
- **Manufacturer:** Maya & Angelo
- **Release Year:** 2023
- **Insulin Capacity:** Up to 200 units
- **Insulin Delivery Duration:** Up to 72 hours
- **Waterproof Rating:** IP28 (Pod), PDM not waterproof

## Product Usage Instructions

### Getting Started:

1. **Fill the Pod:** Fill the Pod with up to 200 units of insulin.
2. **Apply the Pod:** The tubeless Pod can be worn almost anywhere an injection would be administered.
3. **Tap 'Start' on the PDM:** The small, flexible cannula inserts automatically; you'll never see it and barely feel it.

### Features of Omnipod DASH:

- **Tubeless Design:** Free yourself from daily injections and tubing.
- **Bluetooth Enabled PDM:** Provides discreet insulin delivery with easy operation.
- **Waterproof Pod:** Allows you to swim, shower, and engage in various activities without removing it.

## **Benefits of Omnipod DASH:**

- **Simplified Diabetes Management:** Easy-to-use technology that integrates seamlessly into daily life.
- **Hands-Free Insertion:** No need to see or touch the insertion needle.
- **Continuous Insulin Delivery:** Provides up to 72 hours of non-stop insulin delivery.

## **Frequently Asked Questions (FAQ):**

- **Q: Is the Omnipod DASH waterproof?**

A: The Pod has a waterproof rating of IP28, allowing it to be submerged up to 7.6 meters for 60 minutes. However, the PDM is not waterproof.

- **Q: How long does the Omnipod DASH provide continuous insulin delivery?**

A: The Omnipod DASH can deliver insulin continuously for up to 72 hours, providing convenience and flexibility for diabetes management.

- **Q: Can the Omnipod DASH be worn during activities like swimming or showering?**

A: Yes, the waterproof Pod of Omnipod DASH enables users to engage in activities like swimming and showering without needing to remove the device.

## **The Omnipod DASH®**

Insulin Management System



**Maya & Angelo**  
PODDERS SINCE 2023

- Omnipod DASH simplifies diabetes management\*
- Maya & Angelo PODDERS SINCE 2023 SIMPLIFY INSULIN DELIVERY. SIMPLIFY LIFE™
- \*79% of Australian users reported that Omnipod DASH® simplified their diabetes management.

**Will PODDER® SINCE 2021**

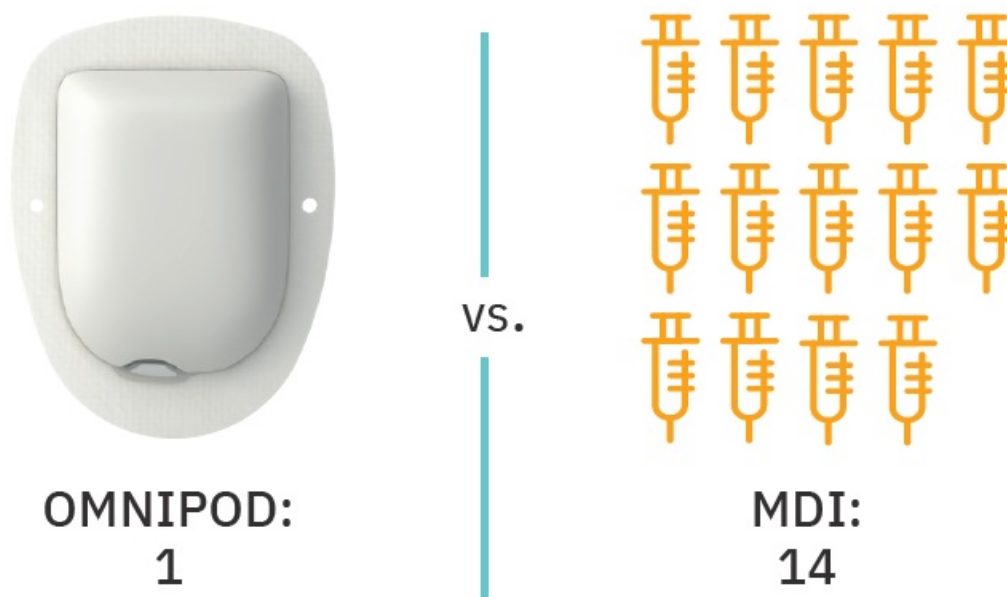






- 95% of Australian adults interviewed with T1D using Omnipod DASH® would recommend it to others for T1D management.‡
- The Omnipod DASH® System is the simple, tubeless and discreet way to deliver your insulin and can simplify your diabetes management.
- The smartphone-like technology is easy to use and disappears into your everyday life.
- Always read the label and follow the directions for use.
- ‡ Nash et al. 2023. Real world person reported outcome data (N=193) of all ages with T1D in Australia at baseline and >3months Omnipod DASH® use. Reasons for switching and Omnipod® experience were collected via interview with Insulet clinical staff utilising yes/no answers, open answers and selections from prewritten lists. Tubeless delivery (62.7%), improved glucose control (20.2%) and discreetness (16.1%).

## Live life uninterrupted



- 14 injections/3 days based on people with T1D on MDI taking  $\geq 3$  bolus and 1-2 basal injections/day multiplied by 3 days. Chiang et al. Type 1 Diabetes Through the Life Span: A Position Statement of the American Diabetes Association. Diabetes Care. 2014;37:2034-2054
  - Consistent, hands-free insertion – No need to see or touch the insertion needle.
  - 3 days non-stop insulin delivery\*

## Getting started

Once fully programmed, the Omnipod DASH® System can start delivering your insulin with just 3 simple steps.

### 1. Fill the Pod

Fill Pod with up to 200 units of insulin.

### 2. Apply the Pod

The tubeless Pod can be worn almost anywhere an injection would be administered.

### 3. Tap 'Start' on the PDM

The small, flexible cannula inserts automatically; you'll never see it and barely feel it.

**Please note** that you should speak to your healthcare provider to assess your suitability for the Omnipod DASH® Insulin Management System.

## Simple and discreet

### 1. A Tubeless, Waterproof\*\* Pod

Free yourself from daily injections, tubing hassles, and wardrobe compromises.

### 2. Bluetooth enabled Personal Diabetes Manager (PDM)

A Smartphone like device providing discreet insulin delivery with a few finger taps.



- \*Up to 72 hours of continuous insulin delivery.
- \*\*The Pod has an IP28 rating for up to 7.6 metres for 60 minutes. The PDM is not waterproof.
- †Within 1.5 metres during normal operation.
- Screen image is an example, for illustrative purposes only.

## Easy to use, easy to love

Australians using Omnipod DASH® report the top three reasons for switching are: Tubeless delivery, improved glucose management and discreetness.‡



### • Tubeless

Move freely, wear what you want, and play sports without any concern of a tube getting in the way. The Omnipod DASH® Pod is small, lightweight and discreet.



- **Discreet**

The Pod can be worn almost anywhere you would give yourself an insulin injection.



- **Bluetooth® wireless technology**

With the Omnipod DASH® PDM, you can remotely† make adjustments to your insulin dose based on activity level and meal choices. It's just more confidence for you.



- **Waterproof\*\***

Swim, shower, and do more without having to remove your Pod, helping you live your life.

**The freedom to enjoy your favourite activities uninterrupted...**







**Tadhg**  
PODDER® SINCE 2022



**Tia & Jenna**  
PODDERS SINCE 2021



## GET STARTED

Omnipod® Customer Operations Team

1800 954 075

[OMNIPOD.COM/EN-AU](https://www.omnipod.com/en-au)



OMNIPODAU




OMNIPODAU

### Important Safety Information

- The Omnipod DASH® Insulin Management System is intended for subcutaneous delivery of insulin at set and variable rates for the management of diabetes mellitus in persons requiring insulin.
- The following U-100 rapid-acting insulin analogues have been tested and found to be safe for use in the Pod: NovoRapid® (insulin aspart), Fiasp® (insulin aspart), Humalog® (insulin lispro), Admelog® (insulin lispro) and Apidra® (insulin glulisine). Refer to the Omnipod DASH® Insulin Management System User Guide for complete safety information including indications, contraindications, warnings, cautions, and instructions.
- Always read the label and follow the directions for use.
- \*Calls may be monitored and recorded for quality purposes. Calls to 1800 numbers are free from local landlines, but networks may charge for these calls.
- ©2024 Insulet Corporation. Omnipod, the Omnipod logo, DASH, the DASH logo, Simplify Life and Podder are trademarks or registered trademarks of Insulet Corporation in the USA and other various jurisdictions. All rights reserved.
- The Bluetooth® word marks and logos are registered trademarks owned by the Bluetooth SIG, Inc. and any use of such marks by Insulet Corporation is under license. All other trademarks are the property of their respective owners. The use of third party trademarks does not constitute an endorsement or imply a relationship or other affiliation. INS-ODS-01-2024-00027 V1.0

## Documents / Resources



[omnipod omnipod DASH Simplifies Diabetes Management](#) [pdf] Instructions  
omnipod DASH Simplifies Diabetes Management, DASH Simplifies Diabetes Management, Sim  
plifies Diabetes Management, Diabetes Management, Management

## References

- [User Manual](#)

[Manuals+](#), [Privacy Policy](#)

This website is an independent publication and is neither affiliated with nor endorsed by any of the trademark owners. The "Bluetooth®" word mark and logos are registered trademarks owned by Bluetooth SIG, Inc. The "Wi-Fi®" word mark and logos are registered trademarks owned by the Wi-Fi Alliance. Any use of these marks on this website does not imply any affiliation with or endorsement.