



omnipod Dash Tubeless Insulin Pump User Guide

[Home](#) » [omnipod](#) » [omnipod Dash Tubeless Insulin Pump User Guide](#) 

omnipod Dash Tubeless Insulin Pump User Guide



Talking to your Doctor about Omnipod DASH

Omnipod DASH is an insulin delivery system designed to help simplify your life and address many of your challenges. It is tubeless, waterproof,* easy and virtually painless to apply.

Deciding on the right diabetes therapy can be a big decision, and you don't have to make it alone. Use this guide to have a discussion with your health care provider to determine if Omnipod might be right for you.

Feel free to print it and bring it to your next appointment or send it to your healthcare provider in advance.

Pod shown without necessary adhesive.



Concerns	Why Omnipod
<ul style="list-style-type: none"> sometimes forget or skip doses. 	Omnipod DASH provides up to 3 days (72 hours) of insulin minimizing missed doses.
<ul style="list-style-type: none"> sometimes struggle to get my A1C to where my Doctor recommends. 	T2 patients using Omnipod DASH saw a reduction in A1C by 2.3 % in a retrospective study. ^{1,2}
<ul style="list-style-type: none"> Taking insulin injections multiple times per day gets in the way of my lifestyle. 	Omnipod DASH replaces multiple daily injections (MDI – long acting, mealtime and corrections). One Pod replaces 14 injections. [†]
<ul style="list-style-type: none"> don't like giving myself injections in public. 	You don't have to. The Pod is small and discrete, and the Personal Diabetes Manager (PDM) offers the flexibility to manage your insulin treatment in the palm of your hand.
<ul style="list-style-type: none"> Carb counting and logging meals is time consuming. 	No more meal time logging. Omnipod DASH has a preset bolus feature and an integrated bolus calculator and the CalorieKing® library of 80,000+ foods.
<ul style="list-style-type: none"> I don't think I can afford a pump. 	On average people pay less than \$50 per month, [‡] and those on Medicare even less. Plus, no longer need long-acting Insulin while on Omnipod DASH.
<ul style="list-style-type: none"> I am not confident that I will be able to learn how to operate it—will someone help me? 	Omnipod is designed to be simple to operate. Once you fill your prescription and have your new Omnipod DASH you will be connected to a Certified Pump Trainer and Omnipod Specialist to help get you started.
<ul style="list-style-type: none"> Is Omnipod DASH approved for people with T2 diabetes? 	Omnipod DASH is approved for people with Insulin-requiring type 2 diabetes—and because it is through the pharmacy no c-peptide test required.

Still have questions?

Our Omnipod Specialists are here to help. Call them today at **1-800-591-9948**.

- In HbA1c subgroup analysis, baseline vs. 3-month follow up HbA1c values were: <7%: 6.4% vs 6.6%; 7 to <8%: 7.5% vs. 7.2%; 8 to <9%: 8.4% vs. 7.7%; ≥9%: 10.8% vs. 8.5%, respectively.
- Carlson, AL et al. Improved Glycemic Control in 3,592 Adults with Type 2 Diabetes Mellitus Initiating a Tubeless Insulin Management System. Diabetes Res Clin Pr; 2021;174,108745:
<https://doi.org/10.1016/j.diabres.2021.108735> 3,592 patients with Type 2 diabetes aged ≥18 years were included in a multisite, retrospective study based in the US. The study evaluated glycemic control and insulin use after three months of Omnipod System and Omnipod DASH System use, compared to prior treatment with MDI (74%), tubed insulin pumps (15%), and unknown (11%). HbA1c and TDD outcomes were from medical records or self-reported if medical records not available.

* The Pod has an IP28 rating for up to 25 feet for 60 minutes. The Personal Diabetes Manager (PDM) is not waterproof. † 14 injections/3 days based on individuals on MDI taking ≥ 3 bolus and 1-2 basal injections/day multiplied by 3 days. Chiang et al. Diabetes Care. 2014;37:2034-2054 ‡ Calculated based on a consumption of ten (10) Pods per month. Majority defined as at least 70% of patient co-pays under \$50 per month. 131,049 paid claims between January 1st, 2020 and December 31st, 2020, both for commercial plans and Medicare, were analyzed. Actual co-pay amount depends on patient's health plan and coverage, they may fluctuate and be higher or lower than the advertised amount on a monthly basis. Source: Data on file.

Contents

- [1 Helpful info for your Doctor](#)
- [2 Steps to prescribe Omnipod DASH](#)
- [3 Documents / Resources](#)
 - [3.1 References](#)
- [4 Related Posts](#)

Helpful info for your Doctor



Omnipod has partnered with ASPN Pharmacies who will coordinate the fulfillment with your patient at their pharmacy of choice.

Steps to prescribe Omnipod DASH

e-prescribe:

1. Enter "Omnipod" in your EHR system
2. Select prescriptions for Omnipod DASH® including the Intro Kit and Pods
3. Select quantity dispensed and number of refills

4. **Select and submit to:** ASPN Pharmacies, LLC 290 West Mount Pleasant Ave Building 2, 4th Floor, Suite 2400 Livingston, NJ 07039
NPI: 1538590690

For your patient's Omnipod prescriptions

Fax to: 1-877-881-1067

Call in: 1-866-347-0036

Here is some useful information when filling an Omnipod DASH prescription.

Product Description	Omnipod DASH Intro Kit (Gen 4)	Omnipod DASH Pods (Gen 4) Refill 5-Pack
NDC Number	08508-2000-32	08508-2000-05
Package Contents	PDM	5 Pods per box
Quantity	1	Depends on Pod change frequency
Refills	None	If 90 day supply, 4 refills per year If 30 day supply, 12 refills per year
Dosing/RxSIG Instructions	Please include the frequency of Pod change to match the Pod Refill prescription (<i>ex. change Pod every _____ hours</i>)	90 day supply Six 5-packs for a 72 hr Pod change Nine 5-packs for a 48 hr Pod change Eighteen 5-packs for a 24 hr Pod change 30 day supply Two 5-packs for a 72 hr Pod change Three 5-packs for a 48 hr Pod change Six 5-packs for a 24 hr Pod change

Office Staff Note: Once supplies are received, patients can visit omnipod.com/setup to begin device setup and schedule their training.

An Omnipod Pharmacy Specialist is available to help you and your office staff with PAs or appeals, if needed.
To contact a Specialist, call 1-866-347-0036


Insulet • 100 Nagog Park, Acton, MA 01720 • 1-800-591-3455 • omnipod.com §

Clinical rationale must be provided for Pod changes that occur more frequently than 72 hrs. Refer to the Omnipod DASH Insulin Management System User Guide for complete safety information including indications, contraindications, warnings, cautions, and instructions.

©2023 Insulet Corporation. Omnipod, the Omnipod logo, DASH, and Simplify Life are trademarks or registered trademarks of Insulet Corporation in the United States of America and other various jurisdictions. All rights reserved. The use of third party trademarks does not constitute an endorsement or imply a relationship or other affiliation. INS-ODS-11-2022-00073 v1.0





Documents / Resources



[omnipod Dash Tubeless Insulin Pump](#) [pdf] User Guide
Dash Tubeless Insulin Pump, Dash, Tubeless Insulin Pump, Insulin Pump, Pump

References

-  [Omnipod | Insulin Pump Therapy, Simplified](#)
-  [Setup | Omnipod](#)
-  [Redirecting](#)