



omnipod 5 Automated Insulin Delivery System User Guide

[Home](#) » [omnipod](#) » [omnipod 5 Automated Insulin Delivery System User Guide](#) 

Contents

- [1 omnipod 5 Automated Insulin Delivery System](#)
- [2 Contacts and Important Information](#)
- [3 Appendix](#)
- [4 Omnipod 5 System Notice Concerning Interference](#)
- [5 Documents / Resources](#)
 - [5.1 References](#)
- [6 Related Posts](#)



omnipod 5 Automated Insulin Delivery System



Contacts and Important Information

Customer Care

1-800-591-3455 (24 hours/7 days)

- **From Outside the US:** 1-978-600-7850 Customer Care Fax: 877-467-8538
- **Address:** Insulet Corporation 100 Nagog Park, Acton MA 01720
- **Emergency Services:** Dial 911 (USA only; not available in all communities)
- **Website:** [omnipod.com](https://www.omnipod.com)
- **Controller Model:** PDM-USA-H001-MG Serial Number:
- **Controller FCC ID:** 2ADINN5004L
- **Pod FCC ID:** RBV-029
- Omnipod® 5 Automated Insulin Delivery System Start Date:



Healthcare Provider		
Name		
Street Address		
City	State	Zip
Phone		
Email		


Omnipod® Trainer		
Name		
Street Address		
City	State	Zip
Phone		
Email		

Health Insurance		
Name		
Street Address		
City	State	Zip
Phone		
Policy Number		

Pharmacy		
Name		
Street Address		
City	State	Zip
Phone		
Email		

Appendix

Symbol	Meaning
IP22	Protects persons against access to hazardous parts with fingers and protects against solid foreign object ingress of diameter 12.5 mm or greater; avoid liquid
	Do not dispose with household waste
	Marking of conformity

Symbol	Meaning
Rx ONLY	Prescription only
RoHS	RoHS compliant
	Representative in the European Community

Omnipod 5 System Notice Concerning Interference




Caution: DO NOT make changes or modifications to any component of the Omnipod 5 System that has not been authorized by Insulet Corporation. Unauthorized tampering with the System can revoke your right to operate it.

This equipment has been tested and found to comply with the limits for a Class B digital device, pursuant to Part 15 of the FCC Rules. These limits are designed to provide reasonable protection against harmful interference in a residential installation. This equipment generates, uses, and can radiate radio frequency energy, and, if not installed and used in accordance with the instructions may cause harmful interference to radio communications. However, there is no guarantee that interference will not occur in a particular installation.




If the equipment does cause harmful interference to radio and television reception, the user is encouraged to try to correct the interference by one of the following measures:

- Move or relocate the Omnipod 5 System.
- Increase the separation between the Omnipod 5 System and the other device that is emitting or receiving interference.
- Consult the dealer or an experienced radio/TV technician for help.

Documents / Resources

	omnipod 5 Automated Insulin Delivery System [pdf] User Guide 029C, RBV-029C, RBV029C, 5 Automated Insulin Delivery System, 5 Automated Insulin Delivery System
	omnipod 5 Automated Insulin Delivery System [pdf] User Guide 5 Automated Insulin Delivery System, Automated Insulin Delivery System, Automated Insulin System, Insulin Delivery System
	omnipod 5 Automated Insulin Delivery System [pdf] User Guide 5 Automated Insulin Delivery System, Insulin Delivery System, Delivery System

References

-  [Omnipod | Insulin Pump Therapy, Simplified](#)
-  [Omnipod® 5 Device Compatibility | Omnipod](#)
-  [Important Safety Information | Insulin Pump Therapy | Omnipod](#)