

**omega**  
**OCI604TCOM 60cm**  
**Induction Cooktop**



## omega OCI604TCOM 60cm Induction Cooktop User Guide

[Home](#) » [Omega](#) » omega OCI604TCOM 60cm Induction Cooktop User Guide 

### Contents

- [1 omega OCI604TCOM 60cm Induction Cooktop](#)
- [2 Specifications](#)
- [3 Product Information](#)
- [4 Product Usage Instructions](#)
- [5 FAQ](#)
- [6 Cooktop Overview](#)
- [7 Cut-Out Diagram](#)
- [8 Cooktop Controls](#)
- [9 Support](#)
- [10 Documents / Resources](#)
  - [10.1 References](#)

**omega**

omega OCI604TCOM 60cm Induction Cooktop



## Specifications

- **Product:** 60cm Induction Cooktop OCI604TCOM
- **Product Dimensions (W, D, H):** 590 X 520 X 62 mm
- **Cut-Out Dimensions (W, D):** 560 X 490mm
- **Warranty:** 3 Years

## Product Information

- The 60cm Induction Cooktop OCI604TCOM is designed to enhance your cooking experience.
- It features advanced controls and functions to make cooking efficient and convenient.

## Product Usage Instructions

The cooktop has various controls and functions to help you cook with precision.

- Used to select and monitor which zones you would like to cook with.
- Used to increase or decrease the temperature settings for zones.
- Increases a zone's temperature to the maximum level for up to 5 minutes.
- A kitchen timer and a way to automatically shut off zones after a set period.
- Prevents use by children, disabling all controls except the Power button.
- Used to power the cooktop on and off.

## FAQ

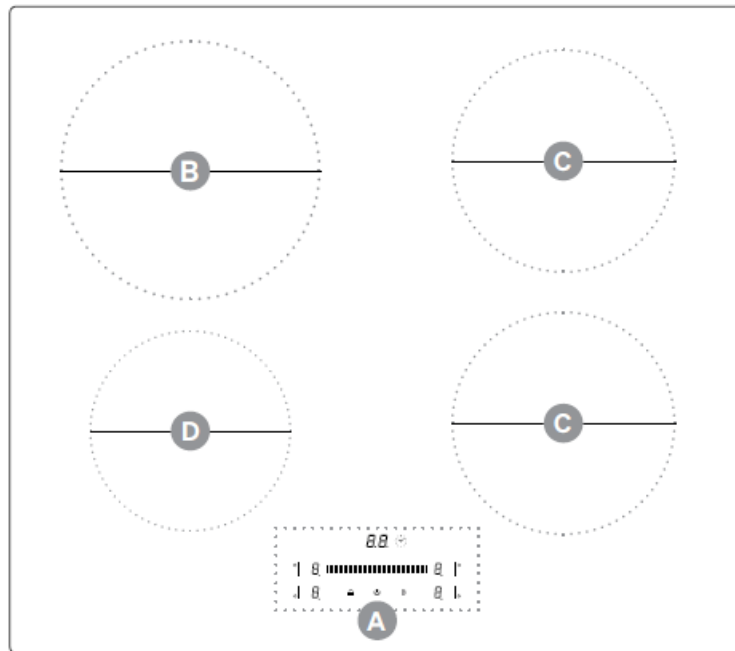
- **Q:** How do I clean the cooktop?
- **A:** Use a soft cloth and mild detergent to clean the surface. Avoid abrasive cleaners.
- **Q:** Can I use any type of cookware on this induction cooktop?
- **A:** Only use cookware that is compatible with induction cooking. Test your cookware with a magnet; if it sticks, it's suitable for induction.

## Introducing your new

- 60cm Induction Cooktop


### Cooktop Overview

- **A.** Cooktop Control
- **B.** Ø 210mm Zone × 1
- **C.** Ø 180mm Zone × 2
- **D.** Ø 160mm Zone × 1



### Cut-Out Diagram

- For minimum distance requirements and safety advice, please refer to your supplied User Manual, pages 04–08.




### Details


- Product Dimensions (W, D, H): 590 X 520 X 62 mm
- Cut-Out (W, D): 560 × 490mm | Warranty: 3 Years

## Cooktop Controls

### Zone Selection

-  Used to select and monitor which zones you would like to cook with.


### Temperature Controls

-  Used to increase or decrease the temperature settings for zones.


### Boost Function

-  This function increases a zone's temperature to the maximum level for up to 5 minutes.


### Timer Function

-  A kitchen timer and a way to automatically shut off zones after a set period.

### Child Safety Lock

-  Prevent use, such as accidental activation by children. If used, all cooktop controls will be disabled except the Power button.

### Power Button

-  Used to easily power the cooktop both on and off.

For a detailed guide on operating your Omega cooktop, please refer to your supplied User Manual, pages 15–25.

## Support

- Telephone: 1300 11 HELP (4357)
- Email: [support@residentiagroup.com.au](mailto:support@residentiagroup.com.au)

## Documents / Resources



[omega OCI604TCOM 60cm Induction Cooktop](#) [pdf] User Guide  
OCI604TCOM 60cm Induction Cooktop, OCI604TCOM, 60cm Induction Cooktop, Induction Cooktop, Cooktop

## References

- [User Manual](#)

[Manuals+](#), [Privacy Policy](#)

This website is an independent publication and is neither affiliated with nor endorsed by any of the trademark owners. The "Bluetooth®" word mark and logos are registered trademarks owned by Bluetooth SIG, Inc. The "Wi-Fi®" word mark and logos are registered trademarks owned by the Wi-Fi Alliance. Any use of these marks on this website does not imply any affiliation with or endorsement.