



omega OBO606AXCOM 60cm Built In Oven User Guide

[Home](#) » [Omega](#) » omega OBO606AXCOM 60cm Built In Oven User Guide 

omega OBO606AXCOM 60cm Built In Oven User Guide



Contents

- [1 Before First Use](#)
- [2 Setting the Clock](#)
- [3 Menu Control Buttons](#)
- [4 Cooking Functions](#)
- [5 Documents / Resources](#)
 - [5.1 References](#)
- [6 Related Posts](#)

Before First Use


When your oven is switched on for the first time, it may give off an unpleasant smell. This smell is completely normal, and is due to the oven's manufacturing process.

To remove the smell, set the temperature to the highest setting with the Fan Forced function selected, ensure the oven is empty, and that the door is firmly shut.



Run the program for 90 minutes, then turn the oven off.

After the oven has cooled down, allow the door to be opened at a 45° angle to allow for further ventilation.


Setting the Clock

When the power is first connected, the oven LED screen will display '12:00' while the clock symbol  illuminates on the LED screen flashing, indicating you can now set the time.


Turn the Adjustment Knobs (**+** or **-**) to choose the correct time, once the correct time is displayed, avoid touching any buttons for 5 seconds and the time will be locked in.

Read just the time by pressing the Clock button  until the clock symbol  illuminates on the LED screen flashing, then turn the Adjustment Knobs (**+** or **-**) to choose the correct time. Once the correct time is displayed, avoid touching any buttons for 5 seconds and the new time will then be set. The time can be changed at any point.

Menu Control Buttons

 Minus / Decrease

 Plus / Increase

 Temperature

 Alarm

 Clock

 Start / Pause

Cooking Functions



Light: —



Grill: 60°C – MAX



Fan & Grill: 60 – 200°C



Fan Forced: 60 – 250°C



Air Fry: 230°C



Defrost: —

Refer to pages 09–11 of your User Manual for more details.

Details

Product Dimensions (W, D, H): 594 × 500 × 595mm

Capacity: 85L (gross)

Warranty Period: 3 Years

Support

Telephone: 1300 11 HELP (4357)

Email: support@residentiagroup.com.au



Documents / Resources

	<p>omega OBO606AXCOM 60cm Built In Oven [pdf] User Guide OBO606AXCOM 60cm Built In Oven, OBO606AXCOM, 60cm Built In Oven, Built In Oven, Oven</p>
--	---

References

- [User Manual](#)

[Manuals+](#), [Privacy Policy](#)

This website is an independent publication and is neither affiliated with nor endorsed by any of the trademark owners. The "Bluetooth®" word mark and logos are registered trademarks owned by Bluetooth SIG, Inc. The "Wi-Fi®" word mark and logos are registered trademarks owned by the Wi-Fi Alliance. Any use of these marks on this website does not imply any affiliation with or endorsement.