

OLIGHT Imini Tiny Instant Light User Manual

[Home](#) » [OLIGHT](#) » OLIGHT Imini Tiny Instant Light User Manual 

Contents

- [1 OLIGHT Imini Tiny Instant Light](#)
- [2 PACKAGE CONTENTS](#)
- [3 SPECIFICATIONS](#)
- [4 INSULATING FILM](#)
- [5 BATTERY INSTALLATION](#)
- [6 AVAILABLE BATTERIES](#)
- [7 TURN ON/OFF](#)
- [8 DANGER](#)
- [9 CAUTION](#)
- [10 EXCLUSION CLAUSE](#)
- [11 WARRANTY](#)
- [12 Documents / Resources](#)
 - [12.1 References](#)
- [13 Related Posts](#)



OLIGHT Imini Tiny Instant Light



The imini is a quick-release keychain flashlight.

PACKAGE CONTENTS








imini



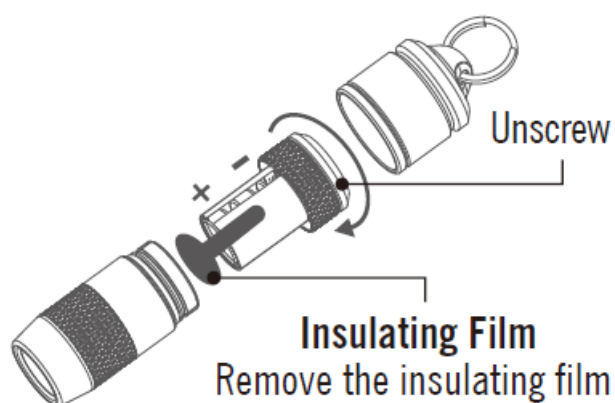
LR41 Button Cells

SPECIFICATIONS

10lumens		30min	
			
27cd	1.5m	IPX6	10m
LENGTH	35mm / 1.38in		
BODY DIAM.	13.8mm / 0.54in		
WEIGHT	11.3g / 0.40oz (Incl. Batteries)		

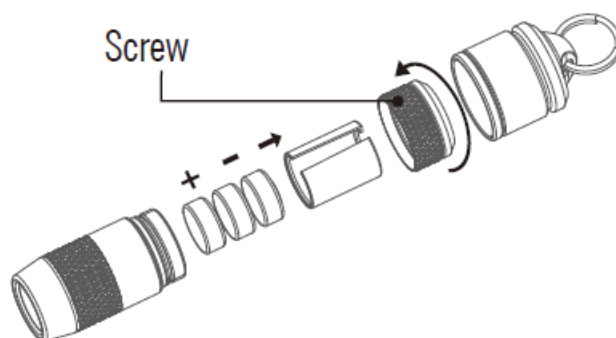
INSULATING FILM

Before first use, please detach the flashlight from the magnetic cap, unscrew the magnetic base and then remove the insulating film.



BATTERY INSTALLATION

If the button coin cell batteries need to be replaced, make sure that the positive end of the new batteries faces the flashlight head when you insert them.

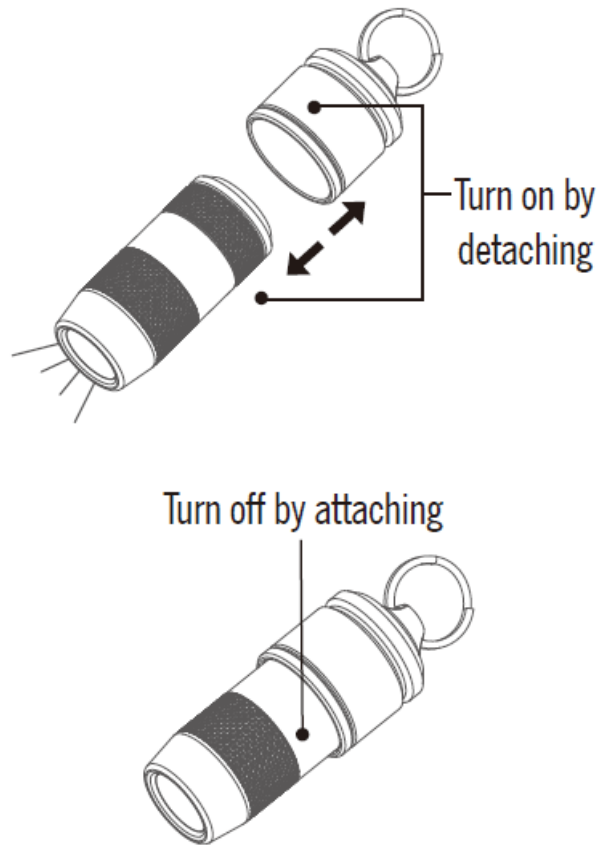


* While replacing the batteries, please keep the magnetic base away from the magnetic cap. Should the base have been caught in the magnetic cap, please screw the battery housing into the magnetic cap tightly so that you can take the flashlight out.

AVAILABLE BATTERIES

3 * LR41 Button Coin Cell Battery

TURN ON/OFF



PLEASE REPLACE THE BATTERIES ONCE THEY RUN OUT, AVOIDING THE RISK OF ELECTROLYTE LEAKAGE.

KEEP THE PRODUCT OUT OF REACH OF CHILDREN. IT MAY CAUSE CHOKING HAZARDS.

PLEASE STORE OR DISPOSE OF THE USED BATTERIES WITH CARE AFTER REPLACING THEM. BUTTON CELLS ARE DANGEROUS IF SWALLOWED, IN PARTICULAR, BY CHILDREN.

DANGER

DO NOT shine the light directly into human eyes. This may cause temporary blindness, or permanent damage to the eyes.

CAUTION

- While unscrewing the magnetic base to replace batteries, DO NOT let it get into contact with any other magnet. Otherwise, the insulating pole inside the base may be lost.
- DO NOT power on the flashlight by mixing used and new batteries or batteries of different brands together.
- The brightness and runtime of the flashlight may decrease when the working temperature for the installed batteries is below 0°C.
- DO NOT short-circuit the batteries.
- DO NOT clean the lens with alcohol or any other chemicals.

EXCLUSION CLAUSE

Olight is not liable for damages or injuries sustained resulting from the usage of the product inconsistent with the warnings in the manual.

Turn on by detaching the body from the magnetic cap. Turn off by attaching it back onto the magnetic cap.

WARRANTY

Within 30 days of purchase: Contact the original seller for repair or replacement.

Within 2 years of purchase: Contact Olight for repair or replacement.

This warranty does not cover normal wear and tear, modifications, misuse, disintegrations, negligence, accidents, improper maintenance, or repair by anyone other than an authorized retailer or Olight itself.

EU-DECLARATION OF CONFORMITY



EU-Declaration of Conformity can be found here: <https://olightworld.com/ec-declaration>

USA Customer Support

cs@olightstore.com

Global Customer Support

customer-service@olight-world.com

Visit www.olightworld.com to see our complete product line of portable illumination tools.



Dongguan Olight E-Commerce Technology Co., Ltd




4th Floor, Building 4, Kegou Industrial Park, No 6 Zhongnan Road, Changan Town, Dongguan City, Guangdong, China.

Made in China

Documents / Resources

	<p>OLIGHT Imini Tiny Instant Light [pdf] User Manual Imini, Tiny Instant Light, Imini Tiny Instant Light</p>
---	--

References

-  [Home - World Accelerator](#)
-  [Olightworld.com.Olight Flashlights, Tactical Light, Outdoor Light, Weapon Light](#)
-  [Olightworld.com.Olight Flashlights, Tactical Light, Outdoor Light, Weapon Light](#)

Manuals+.