

OLIGHT
i17 USB-C
Rechargeable EDC
Keychain Torch



OLIGHT i17 USB-C Rechargeable EDC Keychain Torch User Manual

[Home](#) » [OLIGHT](#) » OLIGHT i17 USB-C Rechargeable EDC Keychain Torch User Manual 

Contents

- [1 OLIGHT i17 USB-C Rechargeable EDC Keychain Torch](#)
- [2 IN THE BOX](#)
- [3 SPECIFICATIONS](#)
- [4 PRODUCT OVERVIEW](#)
- [5 CHARGING](#)
- [6 HOW TO OPERATE](#)
- [7 WARRANTY](#)
- [8 CONTACT](#)
- [9 Documents / Resources](#)
 - [9.1 References](#)

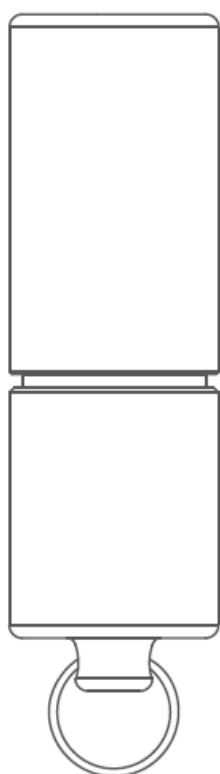


OLIGHT i17 USB-C Rechargeable EDC Keychain Torch

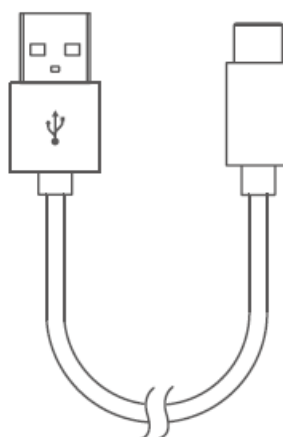


Thank you for purchasing this Olight product. Please read this manual carefully before use and keep it for future reference!

IN THE BOX

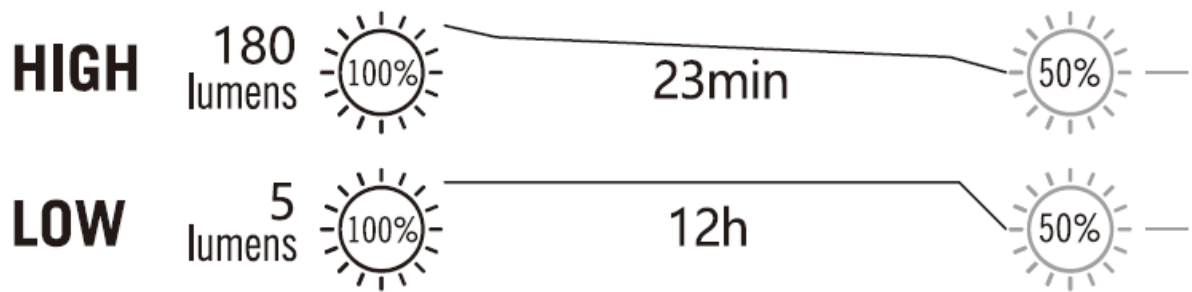


i17



USB A-C Charging Cable

SPECIFICATIONS

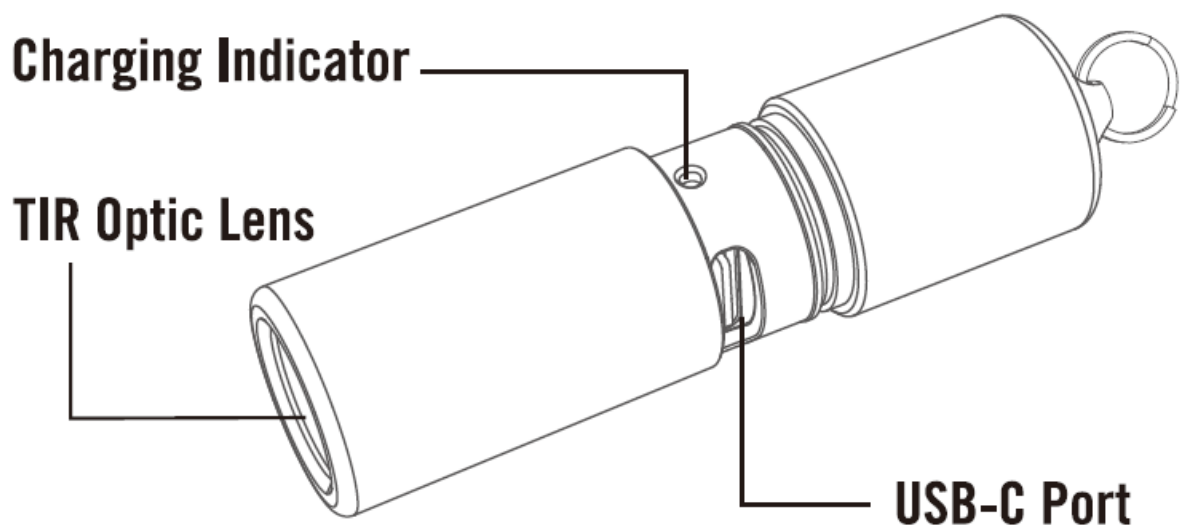


			
CANDELA	THROW	WATERPROOF	IMPACT
580cd	48m	IPX8	1.5m

	
(L)51.3x (D)16.2mm (L)2.02x (D)0.64in	22g / 0.78oz

- The output brightness will decrease as the battery power decreases.
- The running time is the time when the brightness attenuates to 50% of the initial value after the battery is fully charged.

PRODUCT OVERVIEW

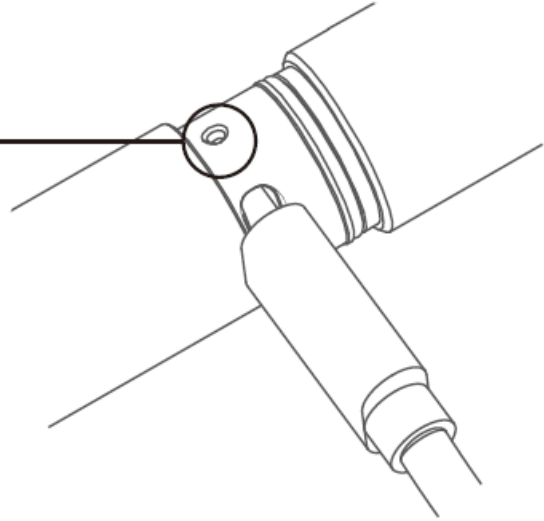


CHARGING

- Before first use, please fully charge the battery.
- Unscrew the flashlight tail from the head till the charging port is revealed.
- Connect the flashlight to an external USB power source via the provided USB A-C charging cable.
- The red indicator means charging, while the green indicator means charging completed.

RED
Charging

GREEN
Charging Completed



- Max time to reach a full charge: 100min

DANGER

- DO NOT shine the light directly into human eyes. This may cause temporary blindness or permanent damage to the eyes.
- DO NOT throw the flashlight into the fire. This may cause the battery to explode or incur unexpected hazards.

WARNING

- DO NOT try to pull apart the flashlight. This may cause malfunction or make it unusable.
- DO NOT clean the lens with alcohol or any other chemicals.

EXCLUSION CLAUSE

- Olight is not liable for damages or injuries sustained resulting from the usage of the product inconsistent with the warnings in the manual.

HOW TO OPERATE

- Slightly tighten the tailcap clockwise to turn on the light and access low mode.
- Fully tighten the tailcap to access high mode.
- Twist the tailcap counterclockwise to turn off the light.

WARRANTY

We are proud to offer a lifetime warranty in Australia, China, France, Germany, and the USA. We are also working hard to expand coverage to more countries, where we provide a 2 or 5-year warranty. The warranty covers defects in material and workmanship under normal use, excluding loss, theft, deliberate damage, or cosmetic damage. For complete warranty information, please visit Olight.com or your local Olight official website.

Australia Customer Support

- contact@olightstore.com.au

Austria Customer Support

- kontakt@olightstore.at

Canada Customer Support

- cs@olightstore.ca

China Customer Support

Wechat: olightcs

France Customer Support

- cs@olightstore.fr

Germany Customer Support

- kontakt@olightstore.de

Italy Customer Support

- contatto@olightstore.it

Japan Customer Support

- cs@olightstore.jp

Korea Customer Support

- olightkorea@olight.com

Spain Customer Support

- contacto@olightstore.es

Thailand Customer Support

- cs@olightstore.co.th

UK Customer Support

- contact@olightstore.uk


USA Customer Support

- cs@olightstore.com

CONTACT

- Dongguan Olight E-Commerce Technology Co., Ltd.
- 4th Floor, Building 4, Kegu Industrial Park, No 6 Zhongnan
- Road, Changan Town, Dongguan City, Guangdong, China.
- Made in China

Documents / Resources

	OLIGHT i17 USB-C Rechargeable EDC Keychain Torch [pdf] User Manual i17 USB-C Rechargeable EDC Key Chain Torch, i17, USB-C Rechargeable EDC Key Chain Torch, Rechargeable EDC Key Chain Torch, EDC Key Chain Torch, Key Chain Torch, Chain Torch, Torch
---	---

References

- [User Manual](#)

[Manuals+](#), [Privacy Policy](#)

This website is an independent publication and is neither affiliated with nor endorsed by any of the trademark owners. The "Bluetooth®" word mark and logos are registered trademarks owned by Bluetooth SIG, Inc. The "Wi-Fi®" word mark and logos are registered trademarks owned by the Wi-Fi Alliance. Any use of these marks on this website does not imply any affiliation with or endorsement.