

OLIGHT 14500 EDC Diffuse Torch Flashlight



OLIGHT 14500 EDC Diffuse Torch Flashlight User Manual

[Home](#) » [OLIGHT](#) » OLIGHT 14500 EDC Diffuse Torch Flashlight User Manual 

Contents

- [1 OLIGHT 14500 EDC Diffuse Torch Flashlight](#)
- [2 IN THE BOX](#)
- [3 EXCLUSION CLAUSE](#)
- [4 WARRANTY](#)
- [5 Documents / Resources](#)
 - [5.1 References](#)



OLIGHT 14500 EDC Diffuse Torch Flashlight



IN THE BOX

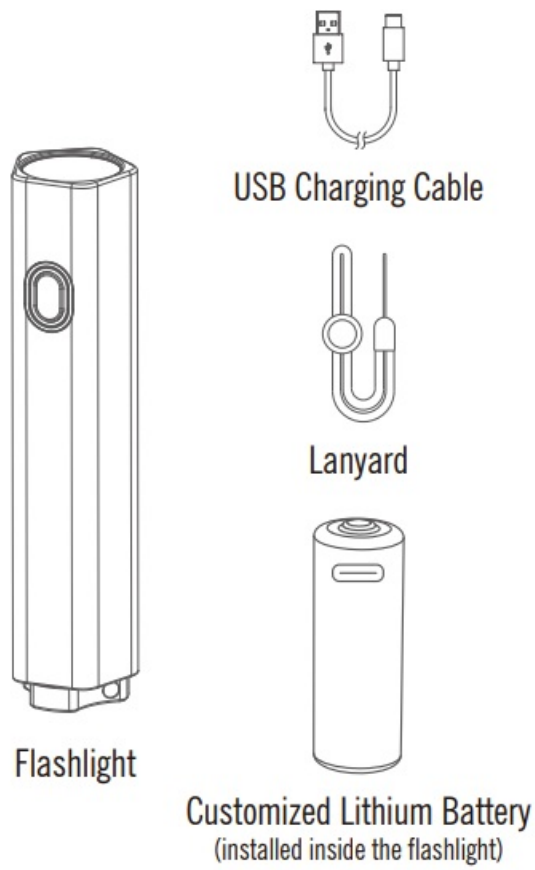

















Table 1: Flashlight

TURBO 700 lumens	 1min	 70min
HIGH 350 lumens	 10min	 120min
MEDIUM 50 lumens		7h
LOW 10 lumens		25h
MOONLIGHT 1 lumen		180h

		
1700cd	80m	IPX8
		
1.5m	(L)87*(D)19mm (L)3.43*(D)0.75in	57.5g/2.03oz (Including Battery)
		
Rechargeable Li-ion Battery 920mAh 3.6V (3.312Wh)	Working temperature 0-40°C	

COOL WHITE

CCT: 5700~6700K CRI: 70

The above data are tested per ANSI/NEMA FL 1-2009 standards in Olight's labs for reference. The tests are performed indoors under a room temperature of 25 degrees Celsius with windless conditions. The runtime may vary depending on the external temperature and ventilation conditions and these biases may affect the results of testing.

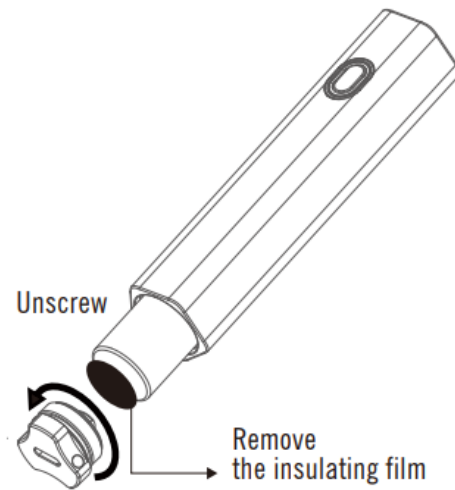
Table 2: BATTERIES COMPATIBLE

- 1*customized lithium battery (included)
- 1*AA battery (compatible)

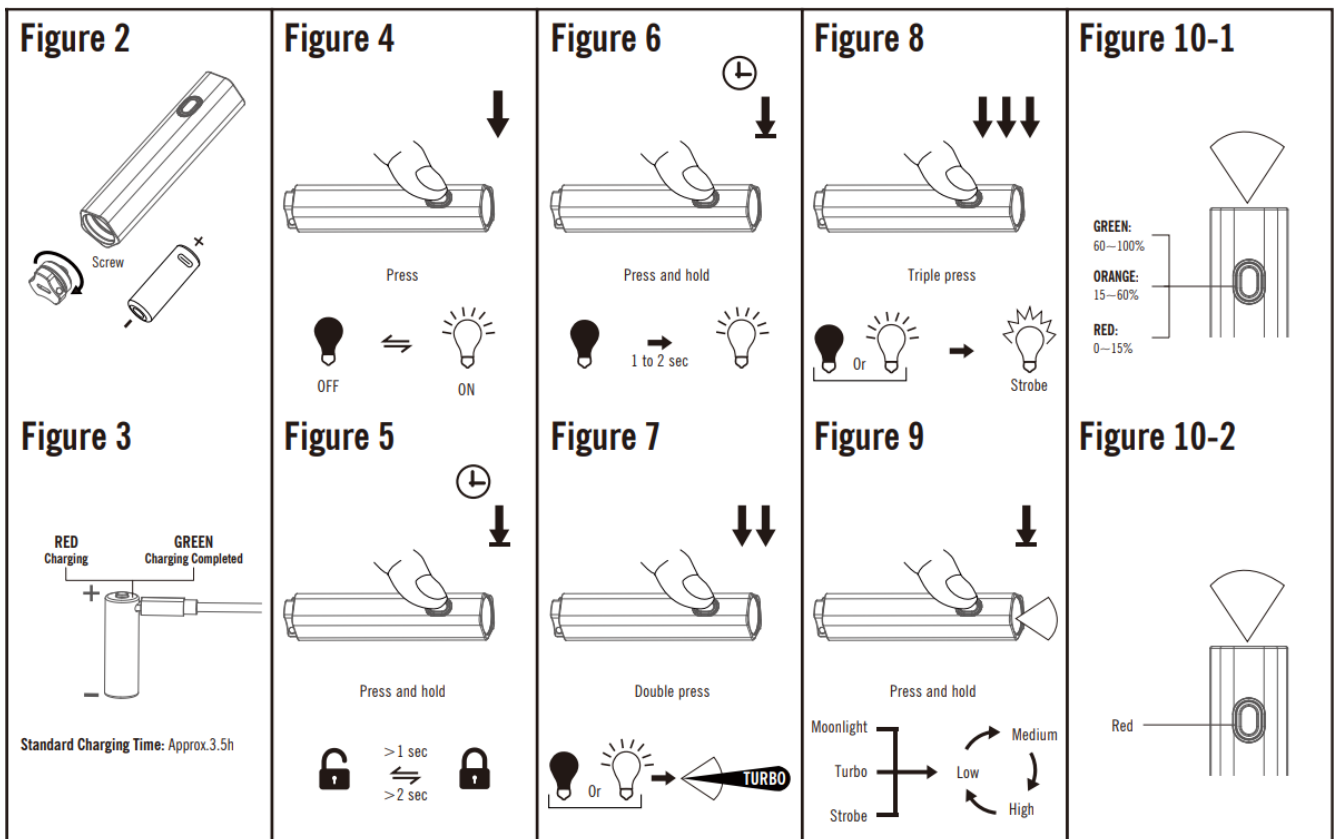
Multi-language dictionary, see Table 3

1. For product specification, see Table 1 and Table 2;

Figure 1



2. Operating instructions below:
3. Remove the insulating film, see Figure 1;
4. Install the battery, see Figure 2;



5. Charge, see Figure 3;
6. On/Off, see Figure 4;
7. Lockout / Unlock, see Figure 5;
8. Moonlight, see Figure 6;
9. Turbo, see Figure 7;
10. Strobe, see Figure 8;
11. Change brightness level, see Figure 9;
12. Lithium battery indicator, see Figure 10-1; For other batteries, see Figure 10-2.

DANGER

- Don't leave the battery near the fire or a heated source, or throw the battery into the fire.
- Don't step on, throw or drop the battery on the hard floor to avoid mechanical impact.

CAUTION

- Do not look directly at the light source or shine to the eyes, or else it may cause temporary blindness or permanent damage to the eyes.
- Do not install the included custom lithium battery on any other product or it may cause damage.
- Do not use the rechargeable battery without a protection board.
- Do not put a hot light into any type of fabric bag or fusible plastic container.
- Don't store, charge or use this light in a car where the inside temperature may be over 60°C or similar places.
- Do not immerse the flashlight in seawater or other corrosive media as it will damage the product.
- Do not disassemble the product.

NOTICE

- It is recommended to remove the battery if the flashlight is left unused for a long time.
- The included lanyard can be guided through the tail cap and then used to unscrew the tail cap to remove the battery.
- The product is compatible with Alkaline AA, NiMH AA, NiCd AA, and Lithium Iron AA batteries. The maximum brightness and runtime vary depending on the battery type, and this phenomenon will not affect the use.
- It is normal that the light flickers when the battery is close to running out.
- In an environment with a temperature below 0°C, the flashlight can only output Low and Medium modes.
- When using dry batteries, the flashlight cannot enter Strobe mode.

REMARK

Non-pet toys.

EXCLUSION CLAUSE

Olight is not liable for damages or injuries sustained resulting from the usage of the product inconsistent with the warnings in the manual, including but not limited to using the product inconsistent with the recommended lockout mode.

Table 3 Multi-language dictionary

- Moonlight
- Low
- Medium
- High
- Turbo
- Strobe
- Press
- Double press
- Triple press

- Press and hold

WARRANTY

- Within 30 days of purchase: Contact the original seller for repair or replacement.
- Within 5 years of purchase: Contact Olight for repair or replacement.
- Battery warranty: Olight offers a one-year warranty for all rechargeable batteries.
- If you experience quality problems or damage with low-value fittings like lanyards or clips within 30 days of purchase under normal use conditions, please contact our after-sale service.
- For issues that occur after 30 days or for damage caused by abnormal use conditions, we provide conditional quality assurance as appropriate.

USA Customer Support

cs@olightstore.com

Global Customer Support

contact@olightworld.com

Visit www.olightworld.com to see our complete product line of portable illumination tools.

Documents / Resources

	OLIGHT 14500 EDC Diffuse Torch Flashlight [pdf] User Manual 14500 EDC Diffuse Torch Flashlight, 14500, EDC Diffuse Torch Flashlight, Diffuse Torch Flashlight, Torch Flashlight
---	--

References

- [Olight | Illuminate Your World.](#)
- [User Manual](#)

[Manuals+](#), [Privacy Policy](#)

This website is an independent publication and is neither affiliated with nor endorsed by any of the trademark owners. The "Bluetooth®" word mark and logos are registered trademarks owned by Bluetooth SIG, Inc. The "Wi-Fi®" word mark and logos are registered trademarks owned by the Wi-Fi Alliance. Any use of these marks on this website does not imply any affiliation with or endorsement.