




OCTO 8 HU100 Tryout Key Set User Manual

[Home](#) » [OCTO 8](#) » OCTO 8 HU100 Tryout Key Set User Manual 

Contents

- [1 OCTO 8 HU100 Tryout Key Set](#)
- [2 TRYOUT SET FOR HU100 ON 8 CUT SYSTEM](#)
- [3 APPLICATIONS](#)
- [4 Documents / Resources](#)
 - [4.1 References](#)
- [5 Related Posts](#)

OCTO-8



OCTO 8 HU100 Tryout Key Set




TRYOUT SET FOR HU100 ON 8 CUT SYSTEM

OCTO-8 is simply a tryout set for HU100 8 cut systems. The set consists of 128 keys covering ALL 256 HALF CUT possibilities. There are 16 Rings with 8 keys each.

- Works on HU100 Z series codes

To use you will try each key in the lock. You will want to use a SMALL pair of vise grips to add a little more torque. NOT enough to bend the key. Just use it as a handle. Do not use any up and down motion or jiggling of the key. Do not force key. Turn left and right. Try both sides of the key. Proceed along until you find one that turns. It is best to try the ignition lock if car is equipped.

Once you find a key that turns you will need to determine which side of the OCTO-8 key turned in the lock. Peer into the lock to determine the location of the FIRST tumbler.



Look into the lock by holding the shutter door open with a pick. You will see tumblers on the left and right side. The tumbler closest to the front is space 1. If it's on the LEFT then use the number stamped on the **Right** side of the OCTO-8 key that turned. And vice versa. (Most GM 8 Cuts Door and Ignition Locks the first tumbler will be on the left so you will use the number on the RIGHT of the OCTO-8 key. Ignition locks are silver in color.)

Match the key number on the OCTO-8 KEY CHART to get your lowest cuts. These are 1 depth and 3 depths. It is up to you and your skill to adjust these cuts to obtain a working key. (You may have to adjust a 1 depth to a 2 depth and 3 depths to a 4 depth.)

IF working on an ignition once you get the ignition to turn with an OCTO-8 key simply turn to the start position depress retainer and remove to get key code stamped on the cylinder.

APPLICATIONS

OCTO-8 Keys will work on door locks and ignitions locks of GM HU100 keyways on 8 cut system. It will NOT work on the 10 cut system ignition locks. (Those ignitions are black in color) 8 cut ignition locks are ALWAYS SILVER. Vehicles using the HU100 key on the "Z" codes series.


Visit www.OCTOKEYS.net for more info and videos.

User and purchaser of this tool accepts all risks and liabilities that may occur while using the tool properly or improperly and/or producing a key from this tool.

Revised 071422

1:55 pm

Documents / Resources

	OCTO 8 HU100 Tryout Key Set [pdf] User Manual HU100 Tryout Key Set, HU100, Tryout Key Set, Key Set, Tryout
---	---

References

- [Home | OCTOKEYS](#)
- [Home | OCTOKEYS](#)

Manuals+.