



oclean W10 Portable Water Flosser User Manual

[Home](#) » [oclean](#) » oclean W10 Portable Water Flosser User Manual 

Contents

- [1 oclean W10 Portable Water Flosser](#)
- [2 Important Safety Notice](#)
- [3 Instruction for use](#)
- [4 Water volume reminding function](#)
- [5 Charging](#)
- [6 Nozzle instruction](#)
- [7 Product Specifications](#)
- [8 Important use tips](#)
- [9 Warranty Conditions](#)
- [10 EU Declaration of Conformity](#)
- [11 Documents / Resources](#)
 - [11.1 References](#)
- [12 Related Posts](#)



oclean W10 Portable Water Flosser



Dear customer,

Thank you for purchasing our product. Please read the following instructions carefully before first use and keep this user manual for future reference. Pay particular attention to the safety instructions. If you have any questions or comments about the device, please contact the customer line.

www.alza.co.uk/kontakt

+44 (0)203 514 4411

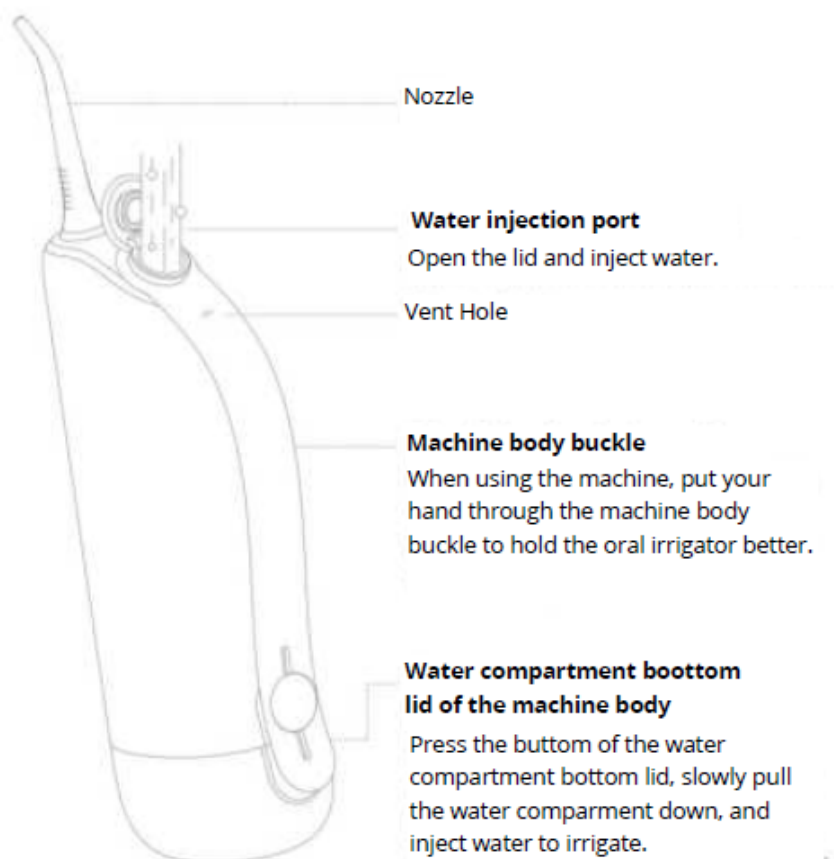
Importer Alza.cz a.s., Jankovcova 1522/53, Holešovice, 170 00 Prague 7, www.alza.cz

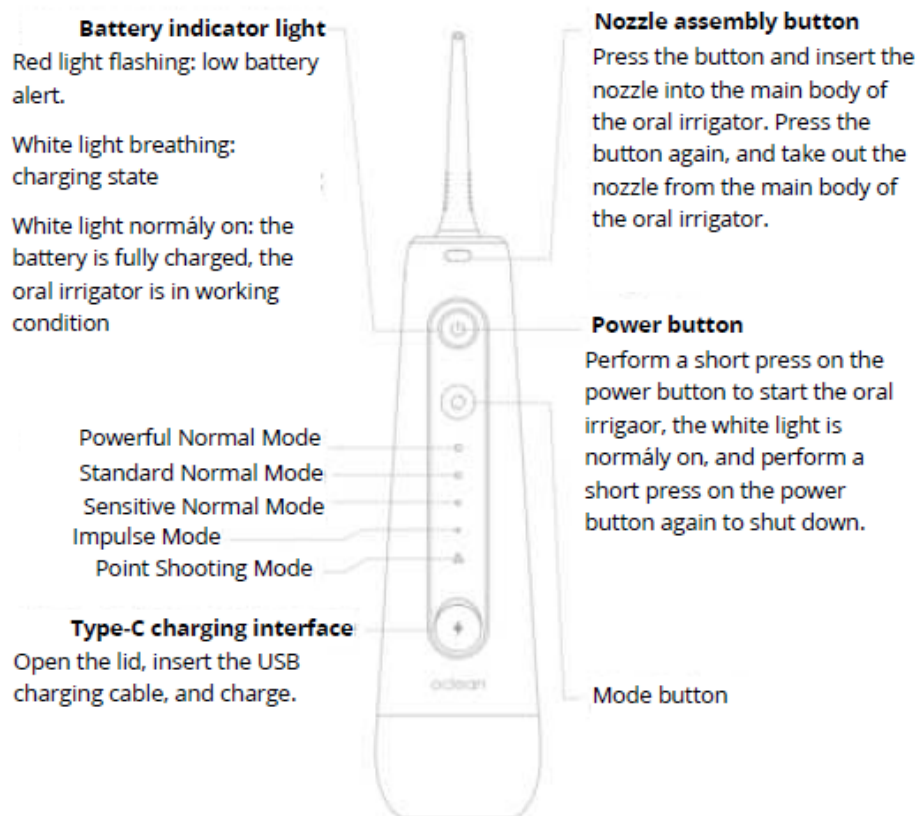
Important Safety Notice

- This product can only be used with Oclean nozzles. We will not bear any responsibility due to the use of any third-party accessory.
- Do not use it for purposes other than oral cleaning, otherwise it may cause accidental injury when the water is sprayed to the eyes, nose, ears or throat.
- Persons who have just undergone oral surgery for treatment. It is recommended that the consumer who has mouth disease, such as seriously haemorrhaged gums, consult a dentist before using this toothbrush.
- For the first time you use it, you may experience discomfort or bleeding, this is a normal phenomenon, and as your gum health improves, the discomfort will disappear.
- If the bleeding is heavy or if it still bleeds after 3-4 weeks, please consult the dentist.
- This product shall be used only with cold or warm water (below 40°C), or specific solutions as defined in the manufacturer's instructions.
- It is not recommended for children under the age 12. Children shall not play with the appliance.
- This appliance can be used by children aged from 12 years and above and persons with reduced physical sensory or mental capabilities or lack of experience and knowledge if they have been given supervision or instruction concerning use of the appliance in a safe way and understand the hazards involved. Children shall

not play with the appliance.

- Cleaning and user maintenance shall not be made by children without supervision.
- It must only be supplied at safety extra low voltage corresponding to the marketing on the product.
- As the water compartment can be unplugged, for safety reason, the product needs to be charged horizontally.
- Instructions for products containing non-user-replaceable batteries shall state the substance of the following:
This product contains batteries that are only replaceable by skilled persons.
- Please make sure the charging port is dry before charging.
- Only the Oclean special Type-C charging cable shall be used for the product. Oclean is not responsible for any consequence otherwise.
- Remove the package foam in the water compartment before the first use.





Instruction for use

1. Install the nozzle Insert the nozzle into the main body of the oral irrigator.
2. Inject water into the water compartment Lid and inject clean water, the water temperature is appropriate to feel comfortable (recommended not to exceed 40°C), then close the lid, and the installation is completed.
3. Switching button Perform a short press on the “mode button” to switch modes.



4. Preparation before use

Before use, please bend down slightly and extend the nozzle into your mouth, aim the teeth, gaps among teeth or gums to ensure that the water flow is perpendicular to irrigation positions, and at the same time, open your mouth slightly so that the irrigation water can flow out of your mouth.

Warm tips:

The first time you use the oral irrigator, you may experience itching or slight gum bleeding. This phenomenon usually stops within 1 to 2 weeks, if it exceeds 2 weeks, it may indicate that your gums are abnormal, please stop using the oral irrigator and consult the dentist.

5. Irrigation operation

Press the on-off button to start using this product. This product has a 2-minute timed shutdown function, if you need to continue, please press the on-of button again and make sure that there is water in the water

compartment. If you need to pause during use, please press the on-off button, and if you need to continue, please press the on-off button again.



Water volume reminding function

The strength of the water flow impulse changes twice to remind the water volume change, and the water flow impulse returns to the normal value immediately after the reminding. When the water compartment is filled with water by default: in the Powerful Normal Mode, Standard mode, the oral irrigator will remind you each time when arriving at 3/4, 1/2, 1/4 of the theoretical working time of the current gear, reminding 3 times in total.

For example, in the straight irrigation mode, the oral irrigator can continue to spray water for 60s. After start-up, the reminding is performed once respectively at 45s, 30s, and 15s.

Note: the “remaining water reminding” function is only enabled in the straight irrigation mode and the impulse mode, and the function is not enabled in the “point shooting mode”.

- Remove the nozzle from the main body wash the nozzle after each use to remove the residue.



- After use, press the button of the water compartment bottom lid and slowly pull it down, and if there is residual water in the water compartment, please empty the residual water. Open the bottom water compartment and pour out all the residual water in the water compartment.



- After cleaning, wipe the surface of the main body with a dry soft cloth.



Charging

During use, when the battery is lower than 15%, the battery indicator light starts to flash the red light, please charge in time. Uncover the charging waterproof lid, please charge in time. Uncover the charging waterproof lid at the front of the machine body and insert the USB charging cable to start charging. In the charging state, the battery indicator light is in the white light breathing state, when the charging is completed, the battery indicator light is in the white light normally-on state.

Nozzle instruction



Standard nozzle
For daily cleaning



Periodontal pocket nozzle
For periodontal pocket cleaning



Orthodontic nozzle
For dental brace cleaning



Tongue scraper
For tongue cleaning

Product Specifications

- Product Name Oclean W10 Portable Oral Irrigator
- Model W6010
- Water Compartment Capacity 260ml ($\pm 5\%$)
- Input Power 5V 1A
- Charging USB Type-C charging cable
- Input DC 5V/1A
- Recommended Charger Specifications Charger with charging current DC 5V/1A
- Service Period 30 days (*)
- Battery Capacity 1400mAh (**) Lithium-ion battery

- Charging Time 4 hours (**)
- Product Net Weight 278g
- Executive Standard IEC/EN 60335-1, IEC/EN 60335-2-52

*** Note:**

- Power is input power.
- Irrigate teeth once a day in the impulse mode, 1 compartment of water each time.

** The battery capacity theoretically has a capacity tolerance of $\pm 50\text{mAh}$.

Important use tips

- Please do not operate this product in a way other than this manual.
- Please do not use this product without installing the nozzle.
- Persons (including children) who lack relevant experience and knowledge, such as persons who do not have full civil capacity must use, clean, and maintain this product under the supervision and guidance of guardian.
- Only the nozzle and accessories supplied, sold, and recommended by Oclean are allowed to be used.
- Please do not disassemble this product or change the parts of this product in order to avoid damage or danger.
- Please do not use this product for purposes other than oral cleaning.
- Please do not press the nozzle forcefully on the gums or teeth in order to avoid injury.
- Please do not use or operate this product in places where aerosols (sprays) are used outdoors or where oxygen is supplied.
- Please remove all tooth decorations when using this product.
- Please do not use iodine, salt water or concentrated essential oils that are insoluble in water in the product.
The use of these liquids will reduce the performance of the product and shorten the service life, please do not inject pure mouthwash liquid into this product, if you need to use mouthwash, please dilute it according to the proportion before injection, and after using the diluted mouthwash, you need to irrigate with clean water again to clean the internal pipes.
- Please do not use the main body completely immersed in water, and please wipe the main body with dry cloth after use.
- If you will not use this product for a long time, please empty the water compartment to a dry state, clean up the nozzle, main body and charging cable, and store it in a cool and dry place.
- There may be slight plastic odor during the first few uses of the new machine, this is a normal phenomenon, and after a period of use, the odor will disappear.

Warranty Conditions

A new product purchased in the Alza.cz sales network is guaranteed for 2 years. If you need repair or other services during the warranty period, contact the product seller directly, you must provide the original proof of purchase with the date of purchase.

The following are considered to be a conflict with the warranty conditions, for which the claimed claim may not be recognized:

- Using the product for any purpose other than that for which the product is intended or failing to follow the

instructions for maintenance, operation, and service of the product.

- Damage to the product by a natural disaster, the intervention of an unauthorized person or mechanically through the fault of the buyer (e.g., during transport, cleaning by inappropriate means, etc.).
- Natural wear and aging of consumables or components during use (such as batteries, etc.).
- Exposure to adverse external influences, such as sunlight and other radiation or electromagnetic fields, fluid intrusion, object intrusion, mains overvoltage, electrostatic discharge voltage (including lightning), faulty supply or input voltage and inappropriate polarity of this voltage, chemical processes such as used power supplies, etc.
- If anyone has made modifications, modifications, alterations to the design or adaptation to change or extend the functions of the product compared to the purchased design or use of non-original components.

EU Declaration of Conformity

Identification data of the manufacturer's / importer's authorized representative: Importer: Alza.cz a.s.

Registered office: Jankovcova 1522/53, Holešovice, 170 00 Prague 7

CIN: 27082440

Subject of the declaration:

Title: Portable Oral Irrigator

Model / Type: W6010

The above product has been tested in accordance with the standard(s) used to demonstrate compliance with the essential requirements laid down in the Directive(s):


Directive No. 2014/30/EU

Directive No. 2011/65/EU as amended 2015/863/EU




WEEE

This product must not be disposed of as normal household waste in accordance with the EU Directive on Waste Electrical and Electronic Equipment (WEEE – 2012/19 / EU). Instead, it shall be returned to the place of purchase or handed over to a public collection point for the recyclable waste. By ensuring this product is disposed of correctly, you will help prevent potential negative consequences for the environment and human health, which could otherwise be caused by inappropriate waste handling of this product. Contact your local authority or the nearest collection point for further details. Improper disposal of this type of waste may result in fines in accordance with national regulations.

Documents / Resources

 W10 <small>W10 Portable Water Flosser, W10 Portable Water Flosser, Water Flosser, Flosser</small>	oclean W10 Portable Water Flosser [pdf] User Manual W10, Portable Water Flosser, W10 Portable Water Flosser, Water Flosser, Flosser
--	--

References

-  alza.co.uk
-  alza.hu
-  alza.sk