



OceanLED OceanBridge Multi Zone Lighting Controller Installation Guide

[Home](#) » [OceanLED](#) » OceanLED OceanBridge Multi Zone Lighting Controller Installation Guide 

Contents

[1 OceanLED OceanBridge Multi Zone Lighting Controller Installation Guide](#)

[1.1 STEP 1](#)

[1.2 STEP 2](#)

[1.3 STEP 3](#)

[1.4 STEP 4](#)

[1.5 STEP 5](#)

[1.6 STEP 6](#)

[1.7 STEP 7](#)

[2 Documents / Resources](#)

[2.1 References](#)

[3 Related Posts](#)

OceanLED OceanBridge Multi Zone Lighting Controller Installation Guide



OceanBridge

FIRMWARE UPDATE GUIDE

LIGHT. *YEARS AHEAD.*

STEP 1

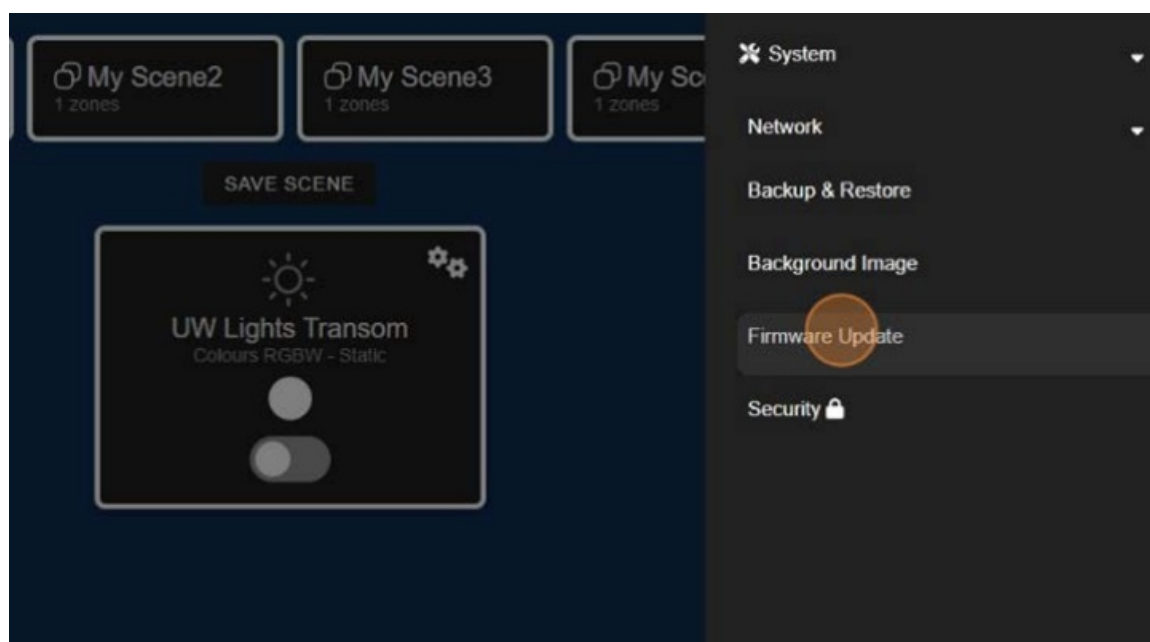
Download the update file to a USB stick provided.* (Must be 4G or larger). Plug the USB into the port on the right hand side of your OceanBridge unit.



*USB stick provided is formatted to FAT32. Most USBs are formatted to FAT32 as standard. Required for update.

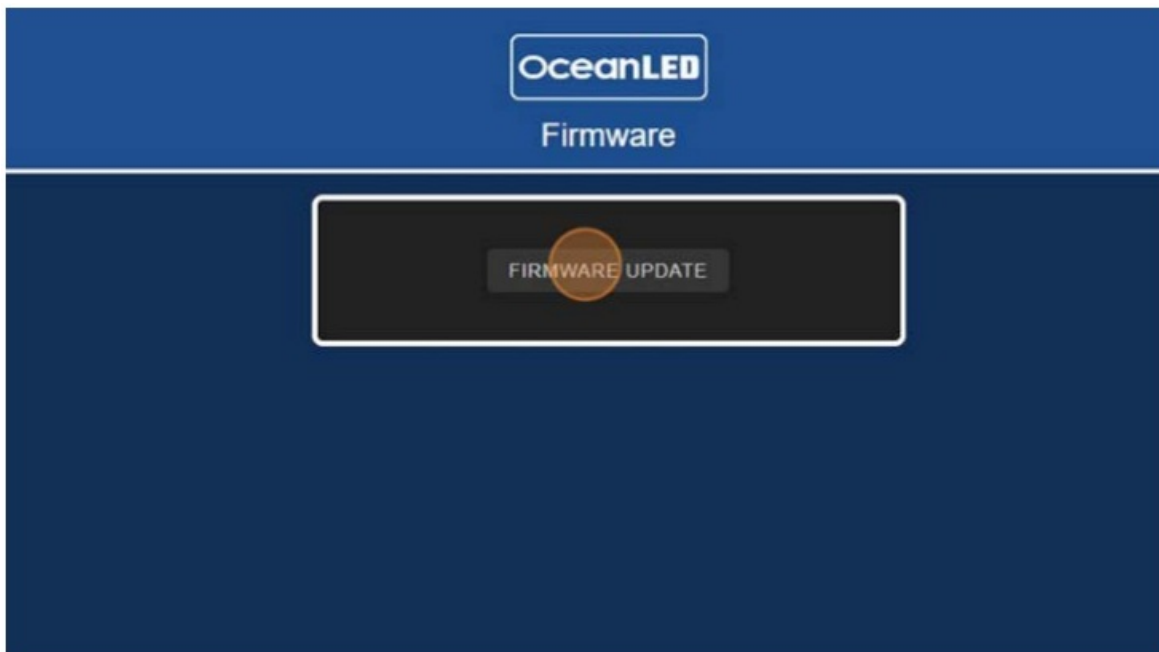
STEP 2

Navigate to: Menu > System > Firmware Update.



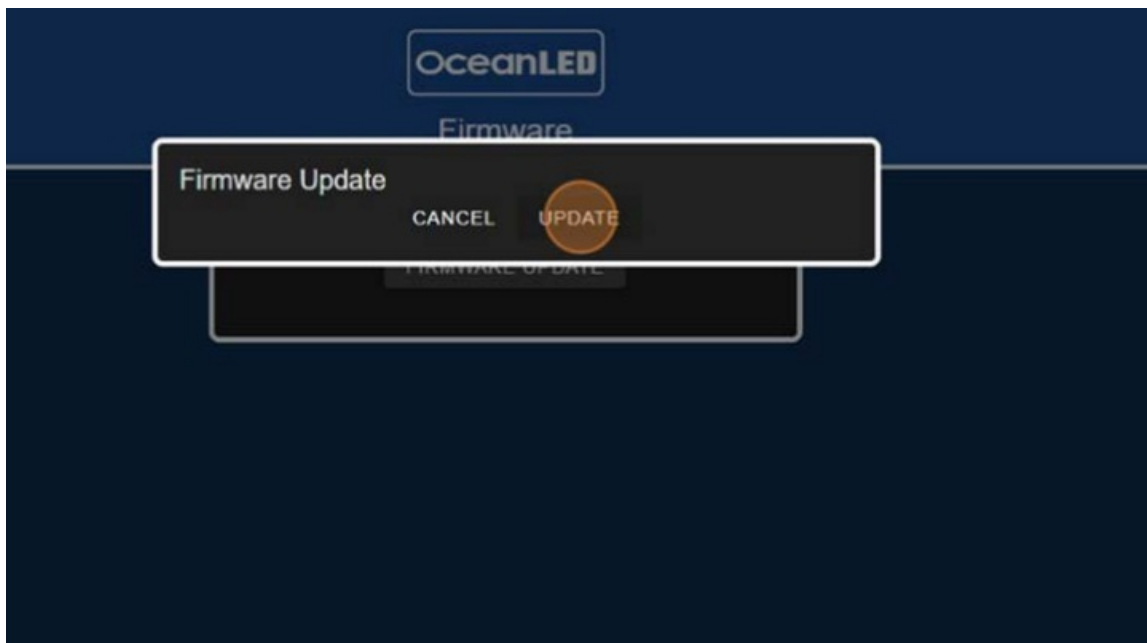
STEP 3

Select 'FIRMWARE UPDATE' button



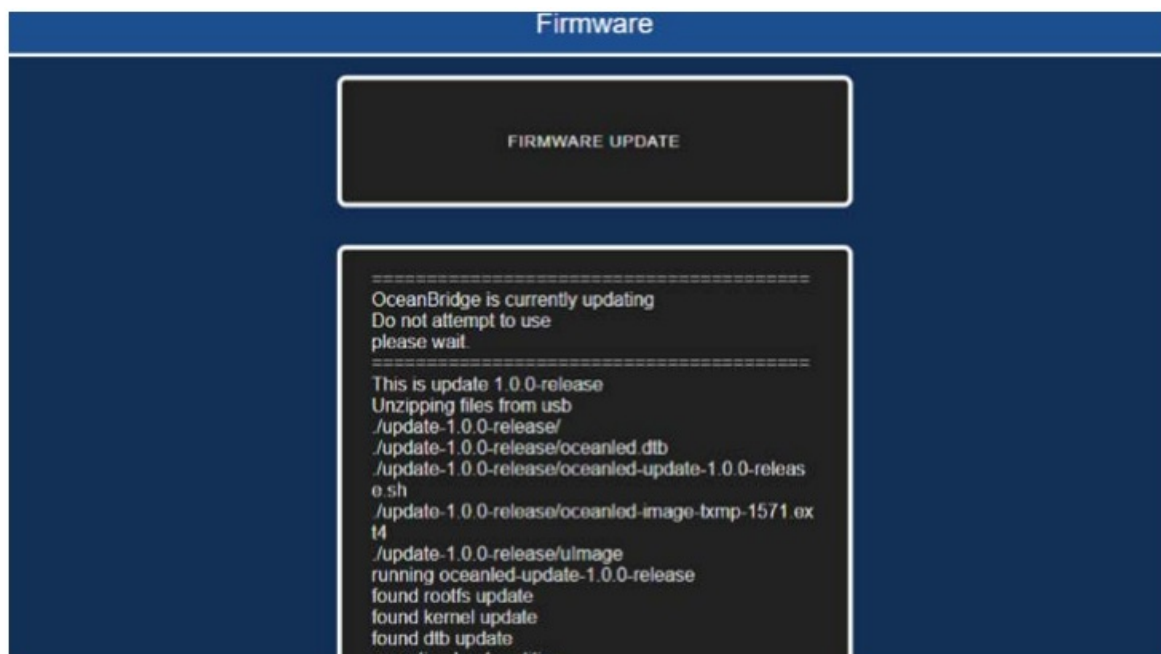
STEP 4

If firmware is found a pop-up message will show. Select 'UPDATE' to initiate the firmware update process.



STEP 5

The screen will show an update message, and the updating process is expected to take approximately 6-7 minutes.



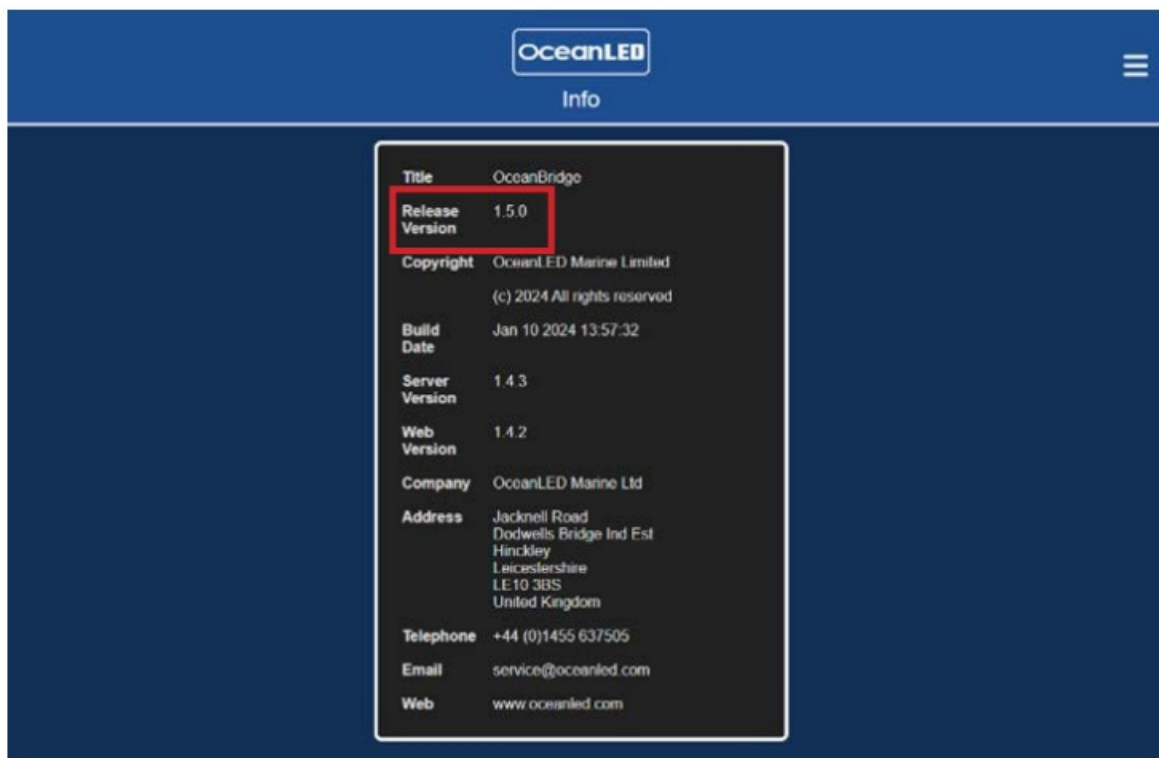
STEP 6

Once the firmware update is complete, the update message screen will close.



STEP 7

Navigate to: Menu > Info to confirm whether the correct firmware version has been installed.



Questions?

SPEAK TO A MEMBER OF THE TEAM!

UK Office

Tel: +44 1455 637505

Email: service@oceanled.com

USA Office

Tel: +1 [954-523-2250](tel:954-523-2250)

Email: service@oceanled.com

[OceanLED Ltd](#) / Tel: +44 1455 637505 / sales@oceanled.com

www.oceanled.com

Documents / Resources



[OceanLED OceanBridge Multi Zone Lighting Controller](#) [pdf] Installation Guide
OceanBridge Multi Zone Lighting Controller, Multi Zone Lighting Controller, Zone Lighting Controller, Lighting Controller, Controller

References

- [OceanLED - Underwater LED Lights for boats and Yachts : OceanLED](#)
- [User Manual](#)

[Manuals+](#), [Privacy Policy](#)

This website is an independent publication and is neither affiliated with nor endorsed by any of the trademark owners. The "Bluetooth®" word mark and logos are registered trademarks owned by Bluetooth SIG, Inc. The "Wi-Fi®" word mark and logos are registered trademarks owned by the Wi-Fi Alliance. Any use of these marks on this website does not imply any affiliation with or endorsement.